



Lincoln Quilters Guild - Quilting Since 1973 - Meeting second Monday of each month September through May, 7:00 p.m.

Volume Twenty-Five, Number Two

September/October 1998

Sara Sunnick Wamsat, an artist from Valley, NE, likes to cause art in folk and contemporary quilting. She will present a trunk show of her work entitled "Folk, Fir, Fabric and Frivolity" at our October meeting.

1998 LQG State Fair Awards

Best First Quilt: Olivia Keating, Omaha

Founder's Award: Carol Falk, Nebraska City

Non-Functional: Molly Anderson, Minden

Each award is for \$20.00. Each winner also receives a Lincoln Quilters Guild ribbon.

October Hostesses

Janet Johnson, chair
Diane Brown, Jolen Fikar, Bernice Jeffries, Patty King, LaDonna Pankoke, Kari Ronning, Ruth Ronning

Congratulations to LQG member Millie Fauquet who was awarded Best Quilt at the 1998 Lancaster County Fair.

Memo Board

Meeting: September 14, 1998

Remember to Bring:

1. Membership Card
2. Fabric nametag
3. Coffee mug
4. Friendship Blocks
5. Show and Tell

Please Return those Library Books!

Make sure you bring back all library books so the librarians can do an inventory. The LQG library has a list of overdue books. We would like all members to check at home for any books they may not have returned.

Thank you.

Can We Talk?

Are you ever amazed at how life, as it rolls along, affects our quilting? Do you ever imagine that our stitches somehow connect our hearts to what is happening in our every day activities? OK. Here is my story:

On a quiet Sunday afternoon I was quilting the names of the Bride and Groom into a wedding quilt border. The Bride is one of my "special girls", just the age of my youngest son. The phone rang. I got word that one of our dearest friends had died suddenly and totally unexpectedly that afternoon. I had visited with him on the phone just that morning. The quilt was put aside that day. As several days of beginning to deal with our loss went by, I carried the quilt around with me, putting in a few stitches here and there. I came to realize that if this Bride and Groom love each other as much as my good friend and her husband who have been parted ... they will have a wonderful life together. I had the luxury of this comforting thought because, while very busy with "life and death," I had taken time to slowly and carefully make some little stitches in fabrics pieced together. The quilt is for the Bride, but the gift was for me.

Now that our Guild year is rolling along once again, there are fun activities and friends to see. When you take time to make those little stitches, relax and reflect. Listen for your own messages.

Oh yes ... thanks for listening!

Anne

Minutes for the September meeting were not available at the time of printing because of this month's early *Plain Print* deadline.

Plain Print Deadline

The deadline for submitting articles for Plain Print is: October 12th for the October/November issue. If you can type your article, it saves Connie and Kate a lot of typing time ☺

Give articles to Connie Strobe at the October meeting. If you have access to email, please send the article to: ConnieRS@aol.com or KATEJML@aol.com Or mail it to Connie Strobe or Kate Laucomer (address is in the book).

Thank You

I want to thank all of my friends in LQG for their cards and thoughtfulness after my recent hospitalization.

- *Gloria Hall*

Quilt Show

Oct 24-25...Blue Valley Quilt Guild Show in Overland Park, Ks. *Birds of a Feather*. Quilts uniquely displayed in model homes. For further info, send SASE to: Blue Valley Quilters' Guild, PO Box 23074, Shawnee Mission, KS 66223

Heard at a local quilt shop...

"My husband wants me to buy part of your parking lot for his burial plot. He seems to think he'd see me more that way!"

Santa Socks

Friendship Home, a shelter and support for battered women and their children has been selected to receive the Guild's Santa Socks this year. Friendship Home was contacted and they supplied us with a list of some possible items for the stocking that would be very useful.

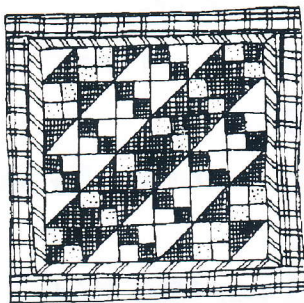


Please bring your socks and be ready to vote at the November 9th meeting.

Women - Postage stamps, stationery, phone calling cards, journals, gloves, one time camera, package of socks or underwear, any type of gift certificate (\$5) to Target, Super Saver, etc,

Children - markers, coloring or activity books, journals, gloves, race cars, paint, package of socks or underwear, card games or small travel games, any type of gift certificate (\$5) to McDonalds, other food places, Target, etc.

Cuddle quilt workshop



October 22-23-24 9 am to 4 pm at the Lutheran Church just south of Clocktower at 70th and A street.

The Workshop will be a BLOCK PARTY--if you are

bringing fabric from your stash we need pieces in these sizes: 2½" by 6½", 6½" square, 2½" x 8½".

Bring precut fabric pieces, scissors, sewing machine, rotary cutter, ruler and mat, fabric donations and be ready to get acquainted and have fun as well as work on a worthwhile project. Question??

Call Jean Baker, 488-1092 or
Sue Volkmer, 791-2896, evenings

Best Friend Neglected By Local Quilter

Recently it was discovered one of our fine sewing machines was feeling poorly. Apparently it's caretaker had been taking unfeeling advantage of it's good nature and had neglected to clean and feed it. Are we to stand for this terrible abuse in our ranks?

At the request of the victim, the perpetrator of this heinous deed will not be named at this time. As in most forms of abuse, the victim is too fond of the abuser and refuses to press charges, but if a repeated offense is discovered exposure will result.

Please, everyone. Take a few moments next time you sit down to your best friend, the sewing machine, and clean its mechanisms. A simple soft cloth and some pipe cleaners will help with this task. Don't forget to use the screwdriver and open up the throatplate to get the lint out of the feeddogs. Follow the instruction manual to find the oil ports and put a drop or two in each one. No point in flooding these with oil, it's frequency and not quantity that counts here. If you have no manual (the abuser's excuse in this case) merely look carefully for places where movement can cause friction... usually you'll find the little portals where the oil goes.

Respectably - I. M. Good, Reporter

Valentine Exchange

Due to the busy season and dwindling interest in the Christmas Ornament Exchange, we will be having a Valentine Exchange instead.



Using the heart pattern that will appear in the next issue of *Plain Print*, make a sweetheart pillow to embellish and exchange at the February meeting. Be sure to put your name on your pillow, so your "Valentine" will know who you are. We hope to see lots of creatively decorated pillows.

November blocks - Pine tree and Star

Colors - Red and Green with neutrals

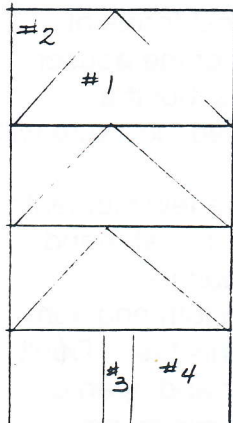
Blocks sizes - make 1 of each

Pine tree - 4 1/2" x 8 1/2" unfinished

Green trees w/Brown trunk and neutral background

Star - 8 1/2" x 8 1/2" unfinished

Reds - stripes and plaids are great, w/neutral background

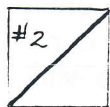


#1 - 2 1/2" x 4 1/2" rectangle (3 times)

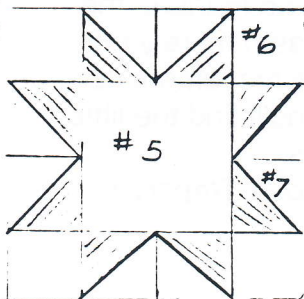
#2 - 2 1/2" x 2 1/2" squares (6 times)

#3 - 1" x 2 1/2" rectangle (1 time)

#4 - 2 1/4" x 2 1/2" rectangle (2 times)



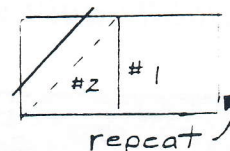
neutral (#2's) draw diagonal line - lay right sides together and sew on line - trim extra  and press



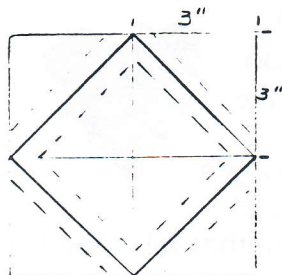
#5 - 4 1/2" x 4 1/2" square (1 time)

#6 - 2 1/2" x 2 1/2" square (4 times)

#7 - 1/2 square triangles (8 times)



I made these using the grid method and it went really fast.



Right sides together draw a 3" grid on the back of the neutral fabric. Draw diagonal lines.

Sew 1/4" on both sides of the diagonal lines.

Cut on all solid lines and press - trim to 2 1/2" .

Happy Sewing! Jaynee Wolfe 483-6307

Garage Sale Report 1998

We started set up on Thursday night from 6:30 to about 9:30. Tables were on loan from Roxann O'Hare (3), Elaine Pieper (2), Jean Davie (3), Doni Boyd (1), and a couple of card tables from Rosanne Beekman.

Some people dropped off their stuff and others stayed to help price and sort through the merchandise. We also were at Jaynee's on Friday from 10:00 until the sale opened. This time was well spent pricing, sorting and organizing books, fabrics, quilt tops and blocks, etc. This was a good day for getting ready without feeling rushed and members could drop off any merchandise during that time, also.

We started with \$60.00 in cash. Sales were steady both Friday night and Saturday. We were happy to see the total when things were added up. There were a few sprinkles on Saturday morning, but the weather cleared until after clean-up.

After the sale, we sorted things by:

- 1) saleable items to take to quilt guild
- 2) fabric (non-quilt type) for cuddle quilt program
- 3) donated items to Senior Center and nursing homes
- 4) "non-saleable" items that went directly to DAV

On Monday night at guild, we arrived about 5:00 to set up two tables of merchandise. It was a lot of work, but it turned out to be worth the effort. In fact, we had more people in line at the meeting than at the garage sale.

We took in a total of \$1692.00 in sales. Just a little less than 1997. We paid out to member vendors \$1374.66. Remember this year the guild took only 5% of the sales as compared to 15% last year.

The ad ran Wed. thru Sat. and cost \$50.04, we had reminder postcards at the guild meeting for \$11.18, and a thank you gift for Jaynee was \$13.72. The guild profit was \$242.40.

We had 12 member vendors this year. Also the amount of donated items was less. Even at the 5%, the guild was able to make a small profit.

Next year we recommend LQG "flyers" to tell people about us, and one lady suggested

we start a garage sale mailing list. We may want to let other guilds know about our sale so they can tell their members, or put it in their newsletter.

Overall, it was a success and we recommend it be continued next year! There are always members who didn't get the chance to sort thru their treasures, and there are many who are willing to collect more "stuff". A suggestion was made for more clean up and packing help.

Thank you once again to Jaynee Wolfe for the use of her garage. Thank you to all who helped to make the 1998 sale a success - we couldn't have done it without you!

- *Roxann O'Hare and
Rosanne Beekman*

Faded Blossoms Newsletter First, and probably only, edition May, 1998

The April meeting was held at Linda's home, with JoAnne serving as co-hostess. The general discussion included, but was not limited to, the following highly informative subject matter:

1. Attributes of pink raffle quilts
2. Linda's volunteer efforts as wardrobe mistress for up-and-coming prom queens
3. B's ability to work well under pressure
4. Sandy's little boy Eric signed with the Tampa Bay Buccaneers - congratulations!
5. Millie's new uses for cardboard carpet tubing
6. Connie's surgery and new car (no connection between the two)
7. Latest events in the lives of the Medieval Ladies
8. Teri continues to come to Joan's rescue
9. Nifty new stuff Sonja found at quilt market
10. Jean completed the FB's auction quilt - nice!

A motion was made, no movement, but voted on anyway.

Somewhat respectfully submitted,
joanb

BULK RATE
U.S. POSTAGE
PAID
LINCOLN, NE
PERMIT NO. 1001



Lincoln Quilters Guild
P. O. Box 6861
Lincoln, NE 68506

International Quilt Study Center

As curator at the International Quilt Study Center I'd like to issue a personal thank you to all of the various individuals from the guild who helped with our very ambitious exhibit schedule during our first year at the University. Our quilts have returned safely from Tokyo and, with the quilts from the Mennonite and Great Plains exhibits, are now safely 'put to bed' in their individuals boxes in our storage facility. Over 104,000 visitors attended the three-day exhibit World Quilt 98 in Tokyo that showcased 88 of our quilts. The Mennonite and Great Plains shows had over 4,000 visitors. We're off to a terrific start!

It was a very difficult choice, but the final quilts for "Fanciful Flowers: Botany and the American Quilt" have been selected. The show will open on Feb. 19, 1999 in the Cooper Gallery of the Nebraska State Museum. It will run for two years, with quilts changing every 6 months. We'll feature a number of exceptional and very early cut-out chintz (broderie perse) quilts, extravagantly quilted whitework quilts, delicate crazy quilts and, of course, lush red and green applique quilts.

Preparation for Fanciful Flowers includes vacuuming and condition reporting each quilt and constructing a sag-free muslin sleeve that is then hand sewn to the back of the quilt. Our curatorial assistants are researching and developing label copy for individuals quilts as well as for informative labels that contain more general facts. We all know how time flies - especially during the holiday season - so we're trying to get an early start.

Please call us at 472-2911 and ask to speak to Eloise if you'd like to volunteer. We'll be working very closely with some of the earliest and most valued quilts in the collection so come join in the fun! We work on Mondays and Wednesdays, a.m. and p.m., and Tuesday, Thursday and Friday a.m. only. Just call us and let us know when you're available and we'll get you scheduled. We also work occasionally on weekends or evenings, so if you're available then please let us know.

Thanks!

- Carolyn Ducey, Curator