



Lincoln Quilters Guild - Quilting Since 1973 - Meeting second Monday of each month September through May, 7:00 p.m.

Volume Twenty-Four, Number Nine

April/May 1998

Peg Pennell ...

Peg was originally scheduled to speak at the March meeting ... which was cancelled because of the snow.

Executive Board Meeting

... May 6, 7 PM at the Resource Room.

Hostesses for Guild Meetings

Susan Johnson Russell, Mary Swing, Lisa Gengenbach, Shirley Uttecht, Joy Osterberg, Betty Dappen, Claudia Overgaard, and Sharlee Green, chair.

Full Board Meeting

... wind-up (or down) meeting, Wednesday, the evening of May 20. This is just a preliminary notice so everyone can put this date on their calendar. This salad supper will include all officers and chairpeople for 97-98, and all officers-elect and chairpeople for 98-99. Seasoned chairpeople (97-98), please work on your written reports of your guild committee activities for this year so you can turn it in at the salad supper. These reports are very important and helpful to the person taking your place, so please be diligent. You will receive a postcard revealing final details (like time and location!) about a week before the meeting. Questions? Call Connie, 423-7375.

Memo Board

Meeting: May 11, 1998

Remember to Bring:

1. Fabric nametag
2. Coffee mug
3. Friendship Blocks
4. Show and Tell

Please Return those Library Books!

Make sure you bring back all library books so the librarians can do an inventory. The LQG library has a list of overdue books. We would like all members to check at home for any books they may not have returned.

Thank you.

Fade to Black (But Green Is Still My Favorite Color!)

As the Guild year winds down, I would like to take this opportunity to say how honored I have been to serve as your president. Yes, it's a big job. Yes, it takes a little extra time. However, I have received much more in return...meeting many of you, learning in much greater detail the inner workings of LQG, hearing your ideas and feelings about your guild, and speaking one-on-one with our guest speakers.

I would especially like to express my gratitude to my executive board. They have done their duties well, but in addition have supported me with their ideas and in the decision-making process. It has been rewarding for me to see their transitions from "Oh, I don't think I can do this.", to excitement and confidence in their abilities.

Thank you to my committee chairs, without whom this Guild would not function.

Thank you to Kate Laucomer. She must hold the record for number of committee chairmanships held simultaneously! I know she cares deeply for LQG.

Here's a final big one. Thank you to my dear friends, Kathi Kinnaman and Sandy Anderson. When I say they are supportive, it's a gross understatement!

Thank you. It's been great!

Connie

A Treasurers' Note

Just a little reminder from Lynn DeShon and Wendy Ray to please remember to turn in ALL Guild receipts to Lynn or Wendy by the night of the May meeting.

Plain Print Deadline

The deadline for submitting articles for Plain Print is: May 13th for the May/June issue.

If you have access to email, please send the article to: KATEJML@aol.com or mail it to Kate Laucomer (address is in the book). Or hand it to Connie Strobe or Kate Laucomer at the May meeting.

LQG Gets Grant

The Lincoln Quilters Guild has received a grant from the Nebraska Humanities Council to support "The Enchanted Forest" quilt show, June 12-14, 1998. Funding from NHC will support speaker expenses for presentations at the quilt show and expenses for Jane Clark Stapel to present at the September LQG meeting. Some funds have also been designated to defray the cost of the quilt being donated to Lux Middle School.

Encourage Another Quilter

Kathy Moore, an LQG member, brought this article to our attention. It is from *Quilting Today*, issue #66, April/May 1998.

"I started quilting after the sudden death of my older son Daryl. The months following his death were a nightmare. I thought liquor would help dull the pain, but we know that never works! So my only living child, Dalaney, drove me to a fabric store. Well, I purchased fabric to make my first quilt in 20 years. It was quite ugly, however, it kept me sober. I flipped on the TV and discovered quilting shows. I started to get mail order supplies.

Then my heart broke again. Dalaney died suddenly. If it were not for my quilting, I would have ended my life. I have enclosed a picture of 'Autumn Star.' Thank you.

-Gert Perry

Editors' note: *All of us at Chitra Publications were deeply moved by Ms. Perry's heartfelt letter. It is a testament to the soothing power of quilting. We will keep Ms. Perry and her husband in our prayers.*

If you, like us, are moved to send her a supportive note, you can send it to Chitra Publications, Att: Gert Perry, 2 Public Ave., Montrose, PA 18801-1220, and we will forward it to her."

Forget-Me-Nots

-from Retta Bettenhausen

Forget-me-nots are clusters of small flowers frequently regarded as a symbol of friendship. This is an appropriate name for our group as we gather in "clusters" twice a month. We verbalize a lot and we are a support group, each caring about the others.

Our group at the present time consists of 15 members which is our maximum. Our members are Sally Basham, Jo Baxter, Retta Bettenhausen, Helen Curtiss, Joann Curtiss, Carol Dischner, Doris Gutzmer, Irene LaBaron, LaDonna Pankoke, Lana Jo Reffert, Joan Schwalm, Jean Stauffer, Genie Sullivan, Donna Svoboda and Marion Wright. We have a number of members who have been honored with top awards for their quilting. We share new patterns, techniques and tools that we find.

We have gone to one of our members cabin for a two-day "workshop" and enjoyed the commaradaree and have had all-day workshops plus worked on cuddle quilts. Recently the group went to Mahoney State Park overnight and had the following day to enjoy whatever they were working on. We have also gone out to eat for a few hours of good food, friends and fun.

We always have "show and tell" which inspires us to go home and start a new project."



Summer Popsicles

-from Kathi Kinnaman

- 1 3 oz. Pkg. Jello (any flavor)
- 1 pkg. Kool-Aid (any flavor)
- 1 c. white sugar
- 2 c. boiling water
- 3 c. cold water

Add Jello, Kool-Aid, and sugar to boiling water. Stir until dissolved. Add cold water. Stir. Pour into molds and freeze.

Try mixing different flavors of Jello and Kool-Aid together for a new taste!

Enjoy!!!!

How To Meet Friends And Influence People

Almost ten years ago I was new to Lincoln and LQG. I was informed of the guild meetings by a local quilt shop. I went... alone; and I sat...alone. There was talk of a bus trip. I signed up and went...alone. Three ladies on the bus invited me to join them and I paired a few names with faces. Shortly thereafter, I was asked to help with a quilt show (a friend from the bus trip gave the show chairperson my name). Again, more names paired with faces. I then learned of the Lincoln/Omaha Fall Retreat. I went! More names! More faces! I learned of evening workshop and again a chance to pair names and faces. I found, with each new adventure, I met a few more people, made a few more friends! I've since served on the guild board, worked on other quilt shows, been involved with small groups, helped to organize a boutique and an ornament exchange, co-chaired evening workshop, attended many retreats, and gone on many bus trips. Ten years of pairing names and faces...and making new friends.

Are you one of them? Maybe.....my name is Martha Lane.

* * * * *

Thanks, Martha. I think you've found the formula for success! *Connie*

Quilt Exhibits

These will be the first Nebraska exhibitions drawn from the James Collection since it came to Nebraska last June!

"Quilts from the Heartland"

May 11-August 28, 1998

Great Plains Art Collection, Love Library
Public Reception: May 22, 1998 4-6 pm

"Sunshine and Shadow: 19th Century Mennonite Quilts"

May 17-July 30, 1998

Hillestad Textiles Gallery, Home Economics Bldg.

Public Reception: May 17, 1998 2-4 pm

CRUMB PIECED BASKET
May Friendship Block
(pattern adapted from American Quilter Spring 1992)

From freezer paper cut:

- 1 basket handle placement guide
- 1 basket pattern piece A for crumb piecing foundation

From your beige/tan background print cut:

- 1 - 6 7/8" sq for triangle B, then cut in half diagonally (you will only need 1)
- 1 - 4 7/8" sq for triangle E, then cut in half diagonally (you will only need 1)
- 2 - 2 1/2 x 4 1/2" rectangles C

From your basket fabric cut:

- 1 - 2 7/8" sq for triangle D, then cut in half diagonally
- 1 - 1 1/4 x 9" bias strip for your basket handle
- assorted fabric scraps - including your friendship plaid (for the basket)

Crumb piecing instructions:

Cut a small fabric scrap with straight sides. (any shape with straight sides)

Using a dry iron at the wool setting, press the scrap approximately in the center of the shiny side of the freezer paper as in figure 1.

Place a second scrap atop the first, right sides together and the edges aligned along on one side. Take a 1/4" seam along the aligned sides as shown in figure 2.

Sew the length of the bottom piece by marking with pins the starting and ending points. Do not sew beyond pins!

Finger press the seams and trim the new piece so the sides form straight lines with the first piece as shown in figure 3. Now press with the iron to hold in place.

In the same way, add a third fabric along one side of the first two pieces as shown in figure 4. Then continue in this manner, working around the center piece, until the paper triangle is covered with fabric - be sure to have excess fabric around the paper. Using a rotary cutter, turn the triangle so the paper side is up and trim excess so the seam allowance is a consistent 1/4" from the paper edge.

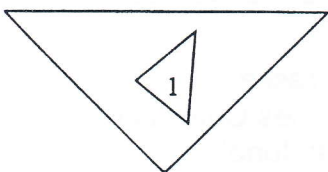


FIGURE 1

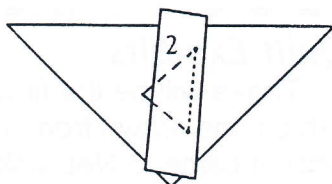


FIGURE 2

Sew the length of bottom fabric piece
(between the dots)

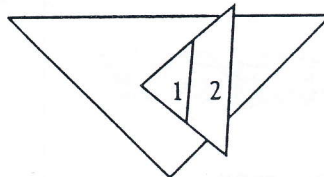


FIGURE 3

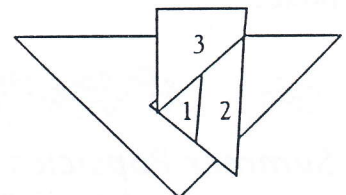


FIGURE 4

Basket Handle Instructions:

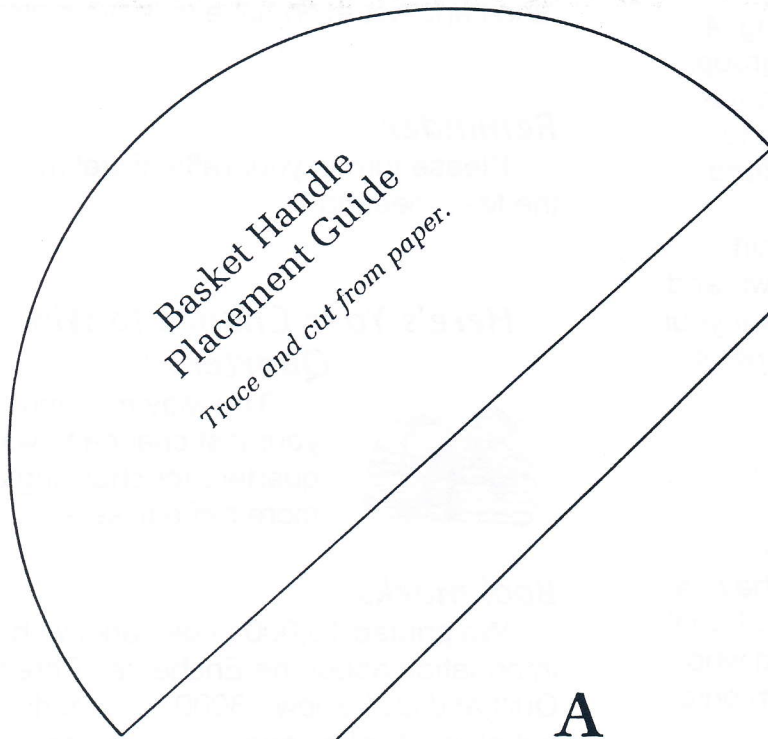
To prepare the handle, press bias strip in thirds so it is approximately 1/3" wide. Now center the freezer paper, shiny side down on triangle B. Hand baste the bias handle in place just above the handle placement guide. Carefully remove the guide and hand stitch the handle in place along its edges.

Refer to the block piecing diagram for block construction. Finished block is 8" square.

READY-SET-GO (to the LQG garage sale)

- WHERE:** Jaynee Wolfe's home - 200 Piazza Terrace (south of 0 str., where 54th would be)
- WHEN:** **Saturday sale time** - May 9th, 8:30am-3:00pm
Guild Early Bird Sale - Friday May 8th, 7-9pm
- WHAT:** Fabrics, fibers, quilt blocks and tops, books and magazines, notions and trims, craft items, yarn, sewing machines, and anything else sewing related.
- HOW:** Bring donated items to the sale during set up times:
Thursday May 7th, after 6:30pm
Friday May 8th, between 10am-5pm
Bring priced items to the sale during same set up times. Use 3 initials to mark your items, (remember 5% goes to the guild). You must pick up any remainders at the end of the sale or arrange for a friend to pick them up. Any leftover items will be taken to the May guild meeting for additional sales. After the meeting they will be donated to the Cuddle Quilt Project or a local charity. If you have any items over \$25.00, please make an inventory list so we can keep an eye on them.

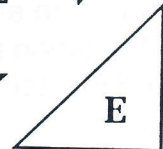
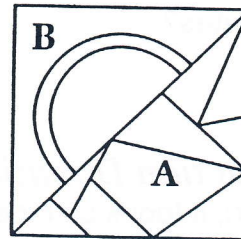
See you at the sale,
Roxann O'Hare & Rosanne Beekman
785-5505 435-7451



A

Foundation for Baskets


Trace and cut from paper.



Block Piecing Diagram

Auction

-from Kate Laucomer



The quilt show is rapidly approaching and I am starting to panic. At the time this is being written, I have 20 items in my possession that have been donated for the auction. At the April meeting, around 50 of you raised your hand indicating you are working on something for the auction. That almost makes me feel better. But as my 9 year old son Sam does the addition, $20 + 50 = 70$ items NOT the 100 items we had as our goal. We need more items!!!!!!!!!!!!

I also have noticed a trend in what I have been hearing. Many small groups are making a group item for the auction. This is fabulous!!!! Unless, you are making that item and you are NOT individually making another item for the auction. Example: for other auctions, in a small group of 6 people, we maybe received 5 donated items. Now, we're only receiving one. When Sam does the math, that means, we are receiving 4 fewer items just from that one small group.

Please reconsider. Could you find the time to ALSO make an individual item to donate? We use this money to help fund the Guild over the next two years.

And don't forget, we are giving 4 gift certificates (1 to each quilt shop in town and one to Magic Threads). Don't you want your name in the hat for a chance to win one of these gift certificates?

Labels For Auction Donations

At the Auction, it looks so nice to have a fabric label on each item we sell. The Label has information about the auction and who donated the item. Labels will be sewn onto each item.

At the May meeting, fabric labels will be available for your signature... **MAKE SURE** you find Kate Laucomer and sign one for each item you donated!!

Countdown to the Quilt Show

We have 5 - 6 weeks left and we're counting down. Do you have your quilts finished? Miniature to wall? Twin to king? for display at the Enchanted Forest Quilt and Doll Show. Are there sleeves on your items for displaying them?

How is your auction item coming? Is it turned in? Is it finished? Is it started yet? If not, you still have time to make something for the auction.

Remember, the money raised by the auction will benefit the Guild over the next 2 years. The Lincoln Quilters Guild has a 501C3 educational tax exemption. Items donated to the auction may be deducted on your 1998 taxes. You will receive a statement after the auction with more information.

Have you heard?

The Garden Cafe will provide the catering services at the quilt show. Just think... you can buy a wonderful Garden lunch and not even have to leave building.

Reminder

Please turn in your raffle ticket money at the May meeting.

Here's Your Chance to Win Fat Quarters !



The May meeting will be your last chance to win fat quarters for checking out more raffle tickets.

Bookmarks

We printed 10,000 bookmarks with information about the Enchanted Forest Quilt and Doll Show. 3000 bookmarks went out at the April meeting. WE will be distributing them to the quilt shops in town, bookstores, the Garden Café, and various guilds.

Jackson's Meowings



At last it is May! May is such a happy month. It starts out with May Day on May 1st. I love to hide in the bushes and watch the children deliver May baskets. The baskets are so pretty filled with goodies and sometimes flowers. I really like children, even the ones who get a little too excited and pet me a bit too hard. Then I take a time out and go where they can't find me for a while.

Children are so eager to learn and have such a great imagination which reminds me that **Lois Wilson** (488-6901) is working with the teachers at **Lux Middle School** co-ordinating quilt related educational activities. Spring is a really exciting time when gardeners plant the seeds that grow into flowers and vegetables to be harvested later on. At **Lux Middle School**, we are also sowing the seeds for our someday future quilters. On April 2nd, **Sandy Anderson** gave her *Sunbonnet Sue Program* to about 325 very attentive and courteous sixth graders. **Eric Anderson** (go Tampa Bay Buccaneers!!), **Doris Von Seggren**, and **Lois Wilson** lent their support as helpers and holders and folders for the event.

Deb Bauer-Knopp also gave a presentation in April to the sixth graders. They learned about the history of quilting and the naming of quilt blocks.

Volunteers may be recruited in May to help a class with the cutting and sewing of quilt blocks which the students designed themselves. We hope these tops by the students will be done in time for display at the quilt show.

Jean Ang will be working with the eighth grade classes on the history of quilts and blocks in May.

I have been spying on **Kathi** and **Lora Rocke** who have been working on the floor plans for **The Enchanted Forest Quilt and Doll Show**. It is going to be a great visual feast. As everyone knows, cats have great eyes. And I can tell that this show will be very spacious. The school is handicap accessible and therefore, persons with wheelchairs will have access to all of the quilt show activities.

It is wonderful to have more room, but it also means that we need more people to help. There will be two entrances, so we will need to staff

two admission tables. Since the show is in a larger area, we will also need more white gloves. **Becky Haynes** (483-7020), Hostess Chairperson, and **Carroll Dischner** (489-4063), White Glove Co-ordinator, together will need approximately 15 persons per shift to staff the area. Each shift will be 2 - 2½ hours in length. There will be opportunities to sign up at the May meeting or you may call the girls at home. They have assured me that to be a Hostess you don't have to know everyone. It is a great way to meet people and make new friends. White Glovers have a great opportunity to see the quilts, meet new people, and interact with them. Just remember to think like a cat, "FEET FIRST," and wear comfortable walking shoes.

Another thing that has my whiskers wiggling is **The Garden Café** will be handling the food service. They will have cinnamon rolls, bagels, and muffins in the morning; a hot casserole, salads, and sandwiches at noon time plus their great desserts. Milk, lemonade, bottle water, canned pop, ice tea, and coffee will be available all day. Cat may be finicky eaters, but we know good food and there will be plenty of that.

Mothers' Day is coming soon and there will be many Mother-Daughter Teas. Also, there are lots of school wrap-up events such as graduation. This is a perfect time to hand out some of those colorful bookmarks about **The Enchanted Forest Quilt and Doll Show** to others. Wouldn't it be nice to make plans to come to the show with your mother, daughter, granddaughter, niece, and/or your husband, son, any inlaw or with relatives or a neighbor (or even with your favorite cat...if pets were allowed).

If you know cats, you know that like to be in on all that's going on. And I am sure everyone wanted to be part of **The Enchanted Forest Show**, so get your registration forms with photos attached turned into **Doni Boyd** (483-7526). And sign up in the area or areas you would like to help with.

Remember, we can't have a QUILT SHOW without U! Have fun and enjoy May!



Follow me to
The Enchanted Forest
Quilt and Doll Show !

Quilt Show Alphabet

Jolene Fikar was the winner of the "Enchanted Forest Alphabet Know-It-All Award" in April. She won a package of quilt binding clips for knowing that K stands for Kindred Spirits--our doll making and quilting friends. Be sure to pay careful attention to this alphabet so that you, too, might be an "Enchanted Forest Alphabet Know-It-All Award" winner. This month's alphabet is a list of people that you might invite to the show or run into while you are there. Remember...and Good Luck.

Becky Haynes

A is for aunts and auctioneers (Be sure to finish you auction items so we can keep the auctioneer busy!)

B is for babies and boyfriends

C is for cousins

D is for doll makers, of course

E is for Enchanted

F is for Forest. The Enchanted Forest is THE place to be next June if you're a quilt, a doll or a quilt or doll lover.

G is for girls, giraffes (I believe it's actually a doll.), grandmothers and the Garden Cafe

H is for hostesses. We still have many openings for this delightful helping opportunity- call Becky at 483-7020.

I is for the illustrious--and all the rest of us, too

J is for June 12-14

K is for kindred spirits-- doll and quilt lovers

L is for the Lockard family, sure to be admiring Marilyn's stunning raffle quilt

M is for mothers and Michael James (well, the quilt we adopted that was made by this famous quilter, anyway)

N is for neighbors

O is for old and young alike

P is for princesses

Q is for quilters, unquestionably

R is for raffle ticket buyers--We want to see lots and lots of these.

S is for sons

T is for ten of your best friends

U is for uncles

V is for VIPs

W is for white gloves-- another delightful opportunity to help. Call Carroll at 489-5063.

X is for exemplary guests who don't touch but ask those white gloves mentioned above to handle the quilts

Y is for young and old alike

Z is for Zita and Zoe--they probably get mentioned often with such good initials!

Quilt Entry Forms and Photographs

Entry forms for the quilts and dolls were in the March issue of *Plain Print*. You may photocopy that form. If you can't find it, call Kathi Kinnaman (488-4295) for another form or email Kate Laucomer (KATEJML@aol.com). Kate can email you the form.

Remember, the deadline for quilt show entries is Monday, May 11th. Any additional questions, call Doni Boyd (483-7526, evenings), quilt show entries chairperson.

Also remember, you need a photograph of your quilt to turn in with the entry form. Do you have yours yet? If you're desperate and still haven't taken the pictures of your quilts, call Kathi Kinnaman (488-4295) and she will come take the pictures on her camera!!

LINCOLN QUILTERS GUILD

Treasurer's Report
March, 1998

Checking Account:

Balance Forward \$ 366.68
as of February 28, 1998

Receipts:

CD Cashed 4,724.18
Membership 15.00
Total Receipts 4,729.18

Disbursements:

April Newsletter 193.83
Scholarships (2 x \$250) 500.00
Books NQA Funds 64.62
Tea: Speakers (2 x \$40) 80.00
Church Donation 100.00
Cheryl Jones (prog. reimb) 340.65
Bus Trip, Pay for Bus 451.00
Res. Rm. Rent April 150.00
7th Day Church, April Mtg. 85.00
Service Charge Checking 9.43
Total Disbursements (1,974.53)

Balance on Hand March 31, 1998 \$3,131.33

Money Market Account:

Balance Forward \$10,475.55
as of February 28, 1998

Receipts:

Interest March 27.09

Balance on Hand (All General Funds) \$10,502.64
as of March 31, 1998

Scholarship Fund

*Scholarship Fund: Budgeted \$250.00
Deposits: 304.00
Balance \$554.00
Disbursements -500.00
Balance 54.00

Crafters Wanted

Don't be left out. Call now to consign your wares to the Woodland Shoppe Gift Boutique. The Woodland Shoppe will be set up like your favorite gift shop. All items will be attractively displayed in a blended setting. Call Sheila Green (483-0453) or Brenda Carlson (489-9098) now!

Minutes

Lincoln Quilters Guild
April 13, 1998

President Connie Strobe called the meeting to order, welcoming members.

Sheryl Jonas introduced Laura Franchini, who presented the program, Quilting, the Magnificent Obsession.

The minutes were approved as printed in the Plain Print. Lynn DeShon gave the treasurer's report, which will be printed in detail in the Plain Print. She also presented and explained the proposed budget for 1998-99.

Announcements:

Twelve guests were welcomed.

Hostesses for the evening were thanked including La Donna Pankoke and Jo Baxter, chairpersons for March and April.

Susan Russell and Kathy Spitsen, will be completing an inventory of all the library of the guild in May. Therefore, all library materials need to be returned by the May meeting. Following the inventory members will be able to check out books.

Peggy Olson will be accepting
continued on page 10

Minutes continued from page 9
payment of dues at the April and May meetings. Payment in the spring facilitates the printing of the membership book.

There was correspondence from Westminster Presbyterian Church, thanking the guild for Santa Socks.

Kate Laucomer requested that members complete items for the quilt show auction and bring them to the May meeting.

Becky Haynes circulated a sign-up for quilt show hostesses.

Quilts are needed for hospitals to give to parents of stillborn babies. The quilts should be 30-36 inches square and in baby colors with flannel included in the quilt, if possible. Please contact Mickey Andersen or Sue Volkmer to donate quilts or with questions.

There is to be some remodeling at the resource room. The new space will be slightly smaller. There may be some time when the room will not be available during the remodeling.

There is an announcement by Janet Lamken that Good Life Tours has a trip to Kalona, Iowa.

Certificates were received from the National Quilting Association in recognition of the guild's observance of National Quilting Day.

The guild garage sale will be May 9. Please sign on the clipboard for a time to work.

Another clipboard was circulated by Dorothy Neill for members to sign up to bring refreshments next year.

Because the blizzard caused the March 9, twenty-fifth birthday celebration to be delayed, the party is this month. Batting samples at members' chairs are a gift from the Front Parlor. Sandy Anderson presented a banner commemorating the twenty-fifth birthday of the guild. The tree motif represents the roots and changes of the guild and names of the presidents are quilted into the border. Members, who brought unfinished/unwanted projects wrapped as gifts were reminded to pick up one of the gifts at the close of the meeting. Bring finished projects to the

birthday in March, 1999.

New Business

Connie presented the following slate of officers for 1998-99. President, Anne Parrott; Vice President, Martha Lane; President-elect, Lora Rocke; Vice President-elect, JoAnne Bair; Secretary, Jan Engen; Treasurer, Wendy Ray; Treasurer-elect, Pat Andersen. Connie called for further nominees. There being none, the vote was taken and the slate was elected.

Kim Bock announced that the bus trip to Dodge, West Point, and Fremont is on April 25 and leaves from Gateway parking lot at 7 a.m., returning at 6 p.m.

Kate Laucomer requested that those who had contributed auction items, sign their labels. She announced winners of this month's Raffle Drawing. Wendy Ray showed new books purchased for the library with N.Q.A. funds.

Roxann O'Hare and Sandi Schulze presented sets of friendship blocks.

Kathi Kinnaman reported that sleeves on quilts for the quilt show should be four inches on all bed size quilts and smaller items less than 36 inches may have smaller sleeves. All items should have name labels and be brought in a fabric bag labeled with the contributor's name. Contact her if there are questions. She also requested that contributors check with their insurance carrier since the show does not insure individual quilts. There will be a quilt presented to Lux Middle School with a multicultural theme. The food service will be provided by the Garden Cafe. A grant from the Nebraska Humanities Council of \$1,100, obtained through the work of Marilyn Lammers, will support the speakers for the quilt show, including Carolyn Ducey and Salli Pfeifer. It will also provide for an evaluation of the show and defray some of the cost of Jane Clark Staple, who will be the September speaker focusing her presentation on feed sacks.

There are bookmarks, advertising the show, available for members to share. Carol

continued on page 11

Minutes continued from page 10

Dischner circulated a clipboard requesting members to sign-up for shifts of 2-1/2 hours for white gloving. Hostesses will work 2 hour shifts.

Sheila Green and Brenda Carlson described how the items in the boutique will be blended in their display. Lois Wilson, liaison for Lux Middle School, told of the education plans for speakers.

Becky Haynes awarded prizes to winners quiz about the quilt show alphabet in the Plain Print and presented sets of fat quarters to those whose names were randomly drawn from those who had taken packets of raffle quilt tickets to sell.

Jo Baxter announced scholarship winners as detailed in the Plain Print. Carolyn Ducey thanked the quilt and announced upcoming events including two quilt shows at University of Nebraska. She invited members to continue to volunteer for work with the James collection or tours. She announced that the American Quilt Study Group will be moving their office and library to Lincoln to the East Campus of UNL

Connie announced that Peg Pennell will be the May speaker and adjourned to show and tell.

Barb Evans, Secretary

Dues

IT'S THAT TIME of year again. You may pay your 1998-99 dues at the April or May meeting, or mail them to LQG, PO Box 6861, Lincoln, NE 68516. Dues are \$25, senior members have the option of paying \$15. If you do not want your name in the membership book, please so note on the registration form.

Name _____

Address _____


Phone _____

Email _____

Yes, I want to take advantage of the Senior Citizen discount.

Studio
Light
Impressions

Classic Portraiture



Williamsburg Village
421-8111

Make Your Opinion Known

Please take this opportunity to let your officers know which activities and events you most enjoy. Clip this survey and return it to the May meeting. A collection box will be provided at the greeter's table. You may also send it to next year's Program Chair: Martha Lane, 6121 South 48th Street, Lincoln, NE 68516.

On a scale of 1 through 5 (1 being highest), rate the activities and events you enjoy and in which you would participate.

- | | | |
|--|----------------------|-------------------------|
| _____ Bus Trip | _____ Santa Socks | _____ Workshops |
| _____ Retreat | _____ Cuddle Quilts | _____ Friendship Blocks |
| _____ Garage Sale | _____ Use of Library | _____ Ornament Exchange |
| _____ Boutique | _____ Classes | _____ Challenge Quilts |
| _____ Speakers in addition to regular Guild programs | | |

If you have suggestions or comments about meetings or programs, PLEASE let us know! Us the space below for your ideas. Having your input in writing, to evaluate over the summer, will help us plan for an exciting future in the Guild.

Thanks for your help!!

Lincoln Quilters Guild
P. O. Box 6861
Lincoln, NE 68506



BULK RATE
U.S. POSTAGE
PAID
LINCOLN, NE
PERMIT NO. 1001

Help Wanted

Would you like to help
hang quilts before the
show. 24 more workers
are needed. Call
Stephanie Whitson
(799-2455) to sign
up.

*White gloves and
hostesses: We need
approximately 45
workers per day.
Have you signed up
yet? Check your
calendars. Then
call:
Cazzoll Dischner
489-5063 for white
gloving and
Becky Haynes 483-
7020 for hostesses.*

*Remember -- if you work at
the show, you don't pay
admission to the show!*

Also be watching for
clipboards to circulate
at the Guild meetings.