



Lincoln Quilters Guild - Quilting Since 1973 - Meeting second Monday of each month September through May, 7:00 p.m.

Volume Twenty-Four, Number Five

January 1998

Mary Ellen Hopkins...She's Back !!!

We're pleased to announce this month's speaker is Mary Ellen Hopkins. AND you will have TWO, count them, TWO opportunities to hear her speak.

"Vivian, I Took 11 Minutes Off the Twinkies"
Sunday, January 11, 1998
1 - 6 p.m.

Nebraska Center for Continuing Education
33rd and Holdrege
Tickets (\$10) still available.
Call Sheryl at 423-1256.

The workshop is not hands-on, however, participants will receive a complete overview

of all of Mary Ellen's tips and techniques as well as be inspired with her huge collection of quilts.

"I Can't Take Off the Red Shoes"
Monday, January 12, 1998
Regular LQG Meeting
As usual - NO ticket required
7 p.m.

Mary Ellen considers herself a traditional quilter, but she doesn't use the old traditional methods. She will take you through an amazing journey of stunning quilts that will amaze you when she explains their construction.

Memo Board

Meeting: January 12, 1998

Please Return those Overdue Books!

The LQG library has a list of overdue books. We would like all members to check at home for any books they may not have returned. Thank you.

Remember to Bring:

1. Fabric nametag
2. Coffee mug
3. Friendship Blocks
4. Money for Mini Quilts Raffle
5. Show and Tell

Hostesses: Lori Lamer, Kay Kohl, Zita Schneider, Rose Beideck, Luella Van Vleck, Annie Churchill, and Ellen Maver. chair

Hijinks from Connie

I trust your holidays have been as busy as mine, and everything is rolling along smoothly. It always amazes me how much a body can accomplish when you have a goal (otherwise pronounced deadline)! Those quilted gifts that just don't get done early are wrapped and under the tree now that you have a goal. The cookies, the decorations, the shopping, the wrapping, the kids' holiday concerts and plays, the parties, the family get-togethers.....whew!!! All accomplished when you have a goal!

When I begin to think I'm overwhelmed, that I'll never see the light of day through all my obligations, I often think of the wonderfully wacky woman I've seen on public television a few times. Her name is Loretta LaRoche, and she has some wonderful words to live by.....FAKE IT TILL YOU MAKE IT! When you're having one of those two-Exedrin days, and all you can think of is getting home and hiding under the covers.....STOP!!! Compose yourself, turn the corners of your mouth up in your best impression of a smile, go up to someone and say something positive (perhaps "Isn't it a wonderful day! Let's have some coffee and chat awhile.") Only a Grinch could frown back at such a glorious smile, and before you know it, you will no longer be faking it. YOU WILL HAVE MADE IT! Not only will you be happier, the person on the receiving end of your smile will , too.

You could take this one step further when you see someone who looks like a really hard case. Begin with your big smile. Now, walk up to the frowner, but just before you arrive by their side, do your best pirouette, ending face to face, hands on hips, smile on face, "How ARE you?" Not easy to hold a frown in the face of that, huh?

Wishing you a happy, happy day, and expecting some Fake It Till You Make It reports in January.

-Connie

Report from Santa Sock Chairman *-Martha Dennis*

Thanks to all who helped with their donations this year! We had 120 fabric socks. I divided these up into 5 categories: 40 women, 20 men, 20 boys, 20 girls, 20 infant.

Every sock got hotel soaps and shampoos, as well as gum and mints. The women also received lotion and make up, note paper, panty hose. The men also received toothbrushes, razors, shower caps, dental floss.

Children got whistles, bubbles, little toys and McDonald's prizes. Each boy also received baseball/sport cards. The girls also received boxes of crayons. The Infant socks received baby shampoo, etc. All were distributed to needy families.

Thanks to the quilter who put a \$1 vote in every cup. Thanks to the person who

brought all that gum! Special thanks to my helpers: Ginny Harvey, Joan Ogle, and Sharlee Green.

Plain Print Deadline


The deadline for submitting articles for Plain Print is: January 14 for the Jan./Febr. issue.

If you have access to email, please send the article to: KATEJML@aol.com or mail it to Kate Laucomer (address is in the book). Or hand it to Connie Strope or Kate Laucomer at the January meeting.

Exec Board Meeting

Executive board meeting.....January 7,
7 PM...Resource room

Confessions of an Auction Junkie



Going once,
Going twice,
GONE!!!
Don't those

words just give you a thrill??

Going once...oh, how hard it is to keep my hand down....I'm missing out on something wonderful!!!

Going twice....oh, oh, it's even harder...I'm gonna miss out!!!

Gone...agony, sheer agony... someone else got it!!

I get this feeling EVERY time we have a LQG small quilt auction. It's so frustrating, but there's only so much money in the old pocketbook...I have to let someone else buy some of the quilts! Ü

Now there are two important things about this old pocketbook. First, there IS only so much money in it at any time. SO, January and the new year is a good time to start saving those pennies (and dollars) so there WILL be money in the old pocketbook in June. I want to be able to bid and BUY some of the gorgeous quilts that will be auctioned off. And this serves a two-fold purpose...I get the wonderful quilt and we raise money to help LQG.

Second, there is only so much money that will ever be in that pocketbook. And I really want to help LQG raise funds (programs! programs! programs!) I could NEVER sit down and write LQG a check for \$50 or \$100 or \$150. But I can make a nifty small quilt and donate it to the auction. And who knows... maybe sit there in the audience while the bidding goes: \$50, now \$60, \$70, \$90, \$100, \$110, \$120, \$130, \$140, \$150. Going once, going twice. Gone!!!! And there it is, a \$150 donation to Guild that I could never make!!!! Pretty cool !!

SO, how can you help? We need donations for the auction: small and medium wallhangings and dolls go great. January....the blah-est month of the year is the perfect time to work on your donation.

Kate Laucomer (423-4611) is the person to contact if you have questions. Two donations have already been turned in and are waiting for company. Kate will come to the meetings prepared to accept donations, starting at the January meeting.

Tickets 4 Sale !!!

You may bring your daughter, your mother, your sister, your friend. You may even bring your husband, your brother, your son. But you need to get your tickets!

The event of which I speak is Mary Ellen Hopkins' lecture, *Vivian, I took 11 Minutes Off the Twinkies*, to be presented on Sunday, January 11, 1998, at the Nebraska Center for Continuing Education, 33rd and Holdrege (UNL East Campus), from 1-6 PM.

You may purchase tickets for \$10 at Creative Hands, the Front Parlor, or Sew Creative, or you may send a check for \$10 (made out to LQG) and a self-addressed, stamped envelope, to Sheryl Jonas, 5217 S Windlesham Ct, Lincoln 68516. Or? Maybe at the door??


For those of you who have purchased tickets and are eagerly awaiting the day, here is some further information. Seating will be first-come, first-serve. Doors will open at noon. The University requests that no food or drink be brought into the auditorium.

As was related at the November guild meeting, this lecture is in addition to the presentation Mary Ellen will be giving at our January guild meeting.

Questions....Sheryl Jonas, 423-1256.
See you in January!

Crafters... Set aside some of your Christmas items to sell in the Christmas nook at the Woodland Shoppe during our June 1998 Quilt Show. Questions? Call Sheila Green (483-0453) or Brenda Carlson (489-9098).

WELCOME FRIENDS HOUSE
 JANUARY FRIENDSHIP BLOCK
 8 1/2" w/seam allowance



For each house block cut:

tan print bkg: 2 - 2 1/2" sqs.
 3 - 2 1/2 x 1 3/4" rect.

chimney fabric: 2 - 1 3/4 x 1 1/2" rect.

roof point: 1 - 2 1/2 x 4 1/2" rect.

roof side: 1 - 2 1/2 x 6 1/2" rect.

door/window: 1 - 2 x 4" rect.

1 - 2 x 2 sq.

house front: 2 - 1 3/4 x 5 1/4 rect.

1 - 2 x 1 3/4" rect.

house side: 2 - 1 3/4 x 5 1/4" rect

1 - 2 x 2 1/2 rect.



1 - 2 x 1 3/4" rect.

(the house front & side may be the same or different fabric - you decide)

*****Don't forget to use your friendship plaid somewhere in your house block!

To construct House: Start with the top row. Piece together the 3 background rectangles with chimneys as shown. Press and set aside.

The 2nd row isn't too hard. On the wrong side of your background squares draw a diagonal line. Place one of the squares on the roof side (RST), stitch on the line, & press.

 Now place the roof point rectangle (RST) as shown and draw a diagonal line, stitch on the line and press.  Now add the last background square on the left side and stitch on the line. This should yield the 2nd row. Ok, you're doing great!

To piece the actual house section, start with the door and a 2 x 1 3/4 piece. Next the window with a 2 x 1 3/4 on the top of window and the 2 x 2 1/2 piece on the bottom. Press each section, then add a 1 3/4 x 5 1/4" rectangle on each side of door and window. Press, then sew these sections together to form the final row.

Last, sew the rows together to complete your new home.

Opps, every new home need a door knob. How else could we "welcome friends"? Look thru your button box for a special little "door knob" (1/4" button), and lightly tack in place. The winners get to secure tightly later.

Now that was painless, why not make another block?

Roxann & Sandie
 785-5505 or 484-7817

Skilled Stitchers Needed!



Your staunch support of the International Quilt Study Center at the University of

Nebraska has been of

immense encouragement and help during our first six months of operation. So much has been accomplished with your help! Over 135 shipping boxes have been unpacked, homes were found for 950 quilts in archival storage boxes, 400 quilts have been vacuumed and condition reports completed, picture and description cards have been affixed to each box, and much more! We certainly would not be at this stage in the care of the James Collection without your support.

We are now moving into a sleeve stitching phase. We are preparing velcro sleeves for the 88 quilts which are going to Japan. The quilts must be ready to ship to Tokyo by the end of February for the exhibition in June. If you are willing to help with this activity, please call Eloise Mathias, IQSC secretary, at 472-2911, and schedule a time. Your needlework skills would surely be put to good use!

Patricia Crews
UNL Professor of Textiles & Director
International Quilt Study Center

Congratulations ...

to Joan Biasucci whose quilt "Kandi" was juried into the International Quilt Association's exhibit "Quilts: A World of Beauty." Joan's quilt was part of the exhibit at Quilt Festival in Houston in October. Her piece was part of the Mixed media portion of the exhibit.

As mentioned in the last issue of *Plain Print*, LaDonna Pankoke's quilt is touring with the Hoffman Challenge Exhibit. It was also hanging at Quilt Festival in Houston.

New Library Books

New books were presented to LQG at the November meeting. These books were purchased with some of the NQA funds ... and are just the beginning of the new books to come. They will be available for checkout at the January meeting.


The books presented were:

Quilts From the Civil War by Barbara Brackman
Quilted for Christmas compiled by Janet White
Start Quilting by Alex Anderson
Cherry Preserves by Teri Christopher
Stripple Strikes Again by Donna Lynn Thomas
The Foundation Piecers (vol. 2 No. 5) by Zippy Designs

The books listed below will be "officially" presented at the January meeting and will also be available for checkout that night.

Timeless Patterns for Today's Quilters By Kent Ward
Life in the Country by Country Threads
On the Surface by Wendy Hill
Small Scale Quiltmaking by Sally Collins
Simply Stars, Quilts That Sparkle by Alex Anderson

Happy Reading !!!!
(Pssst! Remember, there are more books coming!!!!)



Lincoln Quilters Guild November
General Meeting
November 10, 1997 7 p.m.
Seventh Day Adventist Church

President Connie Strobe called the meeting to order, welcoming members.

Sheryl Jonas introduced Gloria Hall, who presented the program "A Trip Back Through Time."

The minutes were approved as printed in the Plain Print. Lynn DeShon gave the treasurer's report.

Sandy Anderson shared "Silver Moments" recalling events at five year intervals starting in year three of the guild, 1975.

Announcements:

Sixteen guests were welcomed.

Hostesses for the evening were thanked including Janiece Goin. Chair Martha Dennis thanks those who made Santa socks and donations of money or items.

Anne read a thank you for a quilt given to the family of a stillborn infant.

Lynn DeShon is seeking her lost friendship plaid fabric.

Workshops are available to all members. Go to their tables and ask questions. If school for the Lincoln Public Schools is canceled because of weather, so is workshop.

The addition to the directory is on chairs tonight.

Jo Baxter reports there are two scholarships of \$200 each. The second scholarship is available because of the help of Ruth Hicks' sale of quilt tops. Details of the application process were explained. Call her at 423-1059 if there are questions. Applications are due February 1, 1998.

Call 464-7755 if you have crazy quilts to share with the crazy quilt support group in December.

Ricky Tims C.D.s will be delivered when they arrive.

Karalene Smith reminded members to take raffle tickets for the quilt show. Kathi Kinnaman handed out sets of bookmarks for the Quilt Show. No more packing foam is needed.

Continuing Business:

Mickey Andersen explained that the wool fabric on the chairs is an early Christmas gift, wool from Pendleton.

Martha Lane was elected vice president elect.

Kate Laucomer announced winners of this month's Mystery Drawing. She reminded members that participation makes more money available for class scholarships.

Roxann O'Hare and Sandi Schulze presented three sets of friendship blocks. The house block will be the January friendship block.

Elaine Pieper announced the ornament exchange.

There was a clipboard passed for items for the quilt show auction.

Mary Ellen Hopkins will lecture on Jan. 11 at the Nebraska Center for Continuing Education. Tickets are \$10.

Some of the books purchased with the extra N.Q.A. funds were shown and will be available for check-out at the January meeting.

The meeting was adjourned to show and tell.

Barb Evans, Secretary

Wintery Stew Soup

from Millie Fauquet

2 lbs. lean stew meat, chopped fine

1½ qts. water

1 bay leaf

½ c. diced celery

¼ c. diced green pepper

4 sliced carrots

1 large yellow onion, sliced

1 tsp. salt

¼ tsp. pepper

Simmer for 2 hours. Add:

4 potatoes sliced or diced

2 c. undrained blended tomatoes

¼ c. catsup

1 c. tomato juice

¼ head shredded cabbage

1 tsp. sugar

Simmer another hour and serve. Freezes well.

LINCOLN QUILTERS GUILD
Treasurer's Report

Balance Forward October 30, 1997 4,552.35

Receipts:

Cuddle Quilts	11.38	
Scholarships	256.00	
Raffle Quilts	20.00	
Memberships	230.00	
Ricky Timm's Class	375.00	
Total Receipts		892.38

Disbursements:

Retreat: bal. of exp.	249.73	
refunds	500.00	
June Quilt Show	48.00	
Oct. program	108.03	
September program	37.60	
Insurance, 1998	150.00	
Resource Room Nov. rent	150.00	
Meeting Room Nov. rent	85.00	
November newsletter	249.74	
Postage	6.40	
Service charge checking	2.40	
Total disbursements		1,586.90

Balance on hand October 31, 1997 3,857.83

Money Market

Beginning Balance		15,808.88
Interest Oct	49.54	
Ending Balance		15,858.42
LQG	10,284.02	
NQA	5,574.40	

Certificate of Deposit, Matures 3/2/98 \$5,294.85

Win a Free Membership



Want to have a free membership for the 1998 - 1999 LQG year? All you need to do to be eligible is be the member to sell the most raffle tickets on our beautiful raffle quilt, "Enchanted Forest."

Tickets will be available at each Guild meeting or you can contact Karalene Smith at 477-4788 Kathi Kinnaman at 488-4295.

Many thanks to my Quilt Guild family for their many expressions of sympathy.
Wendy Ray

Anniversaries

Anniversaries for me are, in part, a time of reflection. Where we were, what we have accomplished, how we have grown, where we are and where we want to be. While many may think of fellow guild members who have been here for the duration and those who are no longer with us, my mind also turns to projects started and forgotten or abandoned. Projects started in workshops, classes or inspired by our many speakers or other guild members.

SO...for our March 9, 1998, 25th Anniversary observation, as you are making out your New Year's resolution list of projects for 1998, and you come across a forgotten or abandoned project that you are no longer interested in completing, why not wrap it up very prettily (this is an anniversary, after all) along with a note explaining when you started it, why you started it, and why you are giving it up. Bring it to the March meeting and everyone who brings a "project present" will receive one. Take your new project home and finish it. The next year (March 1999) we will have a reunion and all the projects will be unveiled.

Questions? Call Sandy Anderson...483-5496, afternoons and evenings.

Texas is the only state that is allowed to fly its state flag at the same height as the U.S. flag

Jackson's Meowings



What a merry-go-round
my world has become.
It's enough to make a
grown cat take her
favorite cat nip mouse and run
for cover.

Ding Dong - Ding Dong

Oh Boy, there goes the door bell again. We have had so many people at our door lately. It's lots of fun guessing who is coming to my house. Most say they are coming to see Kathi, but I know they are really coming to see me, Jackson. We really had a houseful at Thanksgiving. People of all sizes and a turkey bigger than me. But it had no feathers. I'll bet Kathi and Sandy and the other Mad Doll Makers are using them to decorate dolls for the quilt show. Kathi and all the Show Committee Chairs are very thankful for all the great support that they have been given by the guild and the doll club. I was under the table at dinner time, poised to snatch any scraps but those people are too neat, few scraps and fewer leftovers. A cat could starve, but the guild members have been very generous with their scraps and styrofoam packing – we are stuffed to the rafters. Thank You, but at this time we do have enough! We are also thankful for our show prize designers. The Viewer Choice Awards for the Quilts displayed will be Dolls or Fairies made by Brenda Wiseman and "Road Kill-Teddies" from the doll club. The Viewer Choice Awards for the Dolls will be Small Quilts made by Millie Fauquet and Kari Ronning and quilted by Donna Svoboda. We are really thankful for these talented people.

Then the Christmas preparations began. Lots of Christmas music, wrapping paper and bells ringing (phone and door bells) and cards to address. There is nothing worse than self-sticking stamps on paws and in your fur. A lot of stamps have been used by Teri Wenz who is doing Publicity. Teri has

sent out about 175 news releases to newspapers, magazines, travel and tourism departments, radio and TV stations, etc. If you know of a special magazine or area you would like to have our show advertised in, please call Teri at 488-7410. We want to keep those Post Office people busy.

Kathi had help from the grandkids to decorate the tree. They had lots of fun but did hang a few balls in the wrong place. Don't fret. I batted them down so they could be hung correctly. We won't have to be worrying about the quilts being hung wrong with Stephanie Whitson in charge of Hanging Quilts at the show. She will be looking for lots of able helpers but I am prrrrr-etty sure she'll have lots of help and fun. There were lots of decorations around the house. Decorations and Set Designs at the Show will be done by Lora Rocke. She'll be looking for items to decorate and will have a want list of items. Maybe she'll want the ornaments I have hidden in my secret place, hope I remember where it is. With all the Christmas pictures being taken, remember to finish up your rolls of film by taking pictures of your quilts. Doni Boyd is asking for photos to accompany all registration forms.

New Years is a time all good cats resolve not to knead the new furniture (no matter how much it is needed.) (Kitty puns!) I hope everyone resolves to sign up with Carroll Dischner, 489-5063 to White Glove and with Becky Haynes, 483-7020 to Hostess and Greet our guests.

Pat Andersen has been asked to design a multi-cultural quilt which will be given to Lux School in May. This quilt will consist of three panels and will hang over the South entrance/exit doors for all to see. Pat may be asking for some assistance on paper piecing in January. I know guild members are always ready to lend a paw.

As a very wise Cat once mewed, "you can't spell a Q U I L T S H O W without U!!

Quilt Show Alphabet

A is for auction items....are you working on yours?

B is for borders....we know where they go

C is for can't put off those auction items much longer

D is for dolls of all sorts

E is for Enchanted

F is for Forest. The Enchanted Forest is THE place to be next June if you're a quilt, a doll or a quilt or doll lover.

G is for garage. Kathi may be looking for one.

H is for help....there are lots of ways to do this

I is for imagination....be sure to use yours

J is for June 12-14

K is for Kathi and Kinnaman, our Quilt Show Chair (kreative and crazy)

L is for location, location, location....Lux Middle School, of course

M is for those Mad Doll Makers

N is for needles

O is for ouch....related to both above and below

P is for pins

Q is for quilting on YOUR quilt to hang in the show

R is for raffle tickets....be sure to sell these when you're not working on your auction item or quilting your quilt

S is for styrofoam packing pieces....we don't need any more

T is for transforming the styrofoam into something enchanted

U is for unicorns, there's sure to be at least one in an Enchanted Forest

V is for vining in the forest

W is for whining in the forest....NOT ALLOWED

X is for Xtraordinary....what the Enchanted Forest will be

Y is for Yoyo....wait a minute; we've been there and done that!

Z is for Zebra in a Zoot Suit

Have Quilt, Will Travel




MANY THANKS to Deb Bauer-Knopp and Marilyn Lammers of The Front Parlor Quilt Shoppe here in Lincoln for hosting our raffle quilt from mid October to mid November.

Nice job on selling tickets, gals.

Our quilt, "The Enchanted Forest", traveled to York, NE on Nov. 20th for display at Countryside Fabrics until the week of Christmas. A **HEARTY THANKS** to Lola Schall and her associates for all the enthusiasm shown in hosting the raffle quilt and selling of tickets.

Buttons to Dye For



Supply list:

Wooden or plastic buttons, white (overdyeing colored buttons can give an interesting result, also)
Heat-proof jar (canning jars work well)
Powdered dye, such as RIT
Newspaper
Paper towels

Cover your work surface with several layers of newspaper, then 3-4 layers of paper towels. Put 1/2 cup boiling water in jar (or bring the water to a boil in the microwave). Dissolve 1/2 teaspoon of dye in water. If you are dyeing large quantities, you may want to test dye three or four buttons first. Drop into solution for 2-3 minutes (the longer, the darker). Remove with a plastic spoon to check color. Do NOT use metal utensils. Return to the dye bath if a deeper color is desired. Some buttons may take up to 15 minutes. To speed the process, the jar with dye and buttons may be placed in the microwave and cooked on high for 45 seconds. Be sure to put plastic wrap loosely over the top of the jar to prevent the dye from dying the inside of your microwave. Be sure the wrap is loose to allow steam to escape. Place dyed buttons on paper towels to dry, then rinse in cool water and allow to dry again on clean paper towels before using.

A variety of shades of one color can be created by removing a few buttons every minute for 10-15 minutes. There will be some variety in the buttons since the plastics take the dye differently. If your buttons turn out too bright, add a few granules of black dye to mute the color. If the dye solution cools, simply place the jar in the microwave (loosely covered) for 45 seconds to reheat. Dye bath can be saved for use at a later date.

Raffle Results

Thank you for your support of our Class Scholarship Fund at the last meeting. We raffled 3 wallhangings and raised \$153.00!!!!!!! Thank you, thank you, thank you.

A special thank you to Millie Fauquet, Martha Lane, and Lora Rocke for donating the wallhangings.

I am happy to announce that we gave 15 scholarship tickets to the Mary Ellen Hopkins' lecture on Sunday, January 11. The lucky winners were: Joan Speidell, Marilyn Van Wart, Sandie Schulze, Leah Hayes Sorensen, Suzette Person, Diane Quitmeyer, Bernice Jeffries, Connie Goos, De Edgar, Linda Daiker, Marilyn Malousek, Joan Schwalm, Charlotte Boe, Peggy Clements, and Dorothy Duey. Congratulations!!

We will also draw for scholarships at the January meeting... can't wait to see who wins next!!

SO, what can you do to help? Keep purchasing tickets.

The raffle at the January meeting will be for mini quilts - they ARE great!!! And they could be yours for a CHEAP 50¢ ticket. (OR 2 or 3 or 10 tickets!!!!)

- Kate Laucomer

Dilbert

<http://www.unitedmedia.com/comics/dilbert/archive/dilbert971208.html>

Sunbonnet Sleuth Paper Pieced Mystery

<http://www.mindspring.com/~quiltmag/mystery/sew1un3.html>

Margaret Miller's Blockbender Workshop

Tuesday, February 10, 1998
cost: \$30

Students work with squares and rectangles which have been divided into two triangles. Using numerous Blockbender grids and line designs, students develop quilts planned using a unique template making process.

Limited to 25 students. Registrations accepted AFTER the January meeting.

Send SASE, registration information (below) and \$30 check to:
Lincoln Quilters Guild
Sheryl Jonas
5217 S. Windlesham Ct.
Lincoln, NE 68516

Name _____

Address _____

Phone _____

State Guild

HAVE YOU HEARD? QuiltNebraska, the annual convention of the Nebraska State Quilt Guild, will be held in Lincoln at the Cornhusker Hotel, July 24-26, 1998. If you would like to join in the fun, send in your membership dues now so you will receive the newsletter with all the information about this event.

If you have questions about the convention activities, or would like to help as a committee chair, call Connie Strope, 423-7375...Sandy Anderson, 483-5496...Kathi Kinnaman, 488-4295

Make checks payable to NSQG for \$12 and send to:
Nebraska State Quilt Guild
209 McNeel Lane
North Platte, Ne. 69101-6054

Please enroll me as a member of the Nebraska State Quilt Guild.

Name _____

Address _____

City _____ State _____

Zip _____ County _____

Phone _____) _____

Scholarships

The LQG will be awarding TWO scholarships of \$250 each for education and research in 1998. Because of the generous donation from Ruth Hicks' quilt sales, this unprecedented opportunity is possible. Thank you, Ruth!

The LQG Scholarship Award program began in 1991 by recommendation of the Nebraska Quilt Project members to utilize royalties from the Project's book Nebraska Quilts and Quilters. LQG members continue to support one annual scholarship through its budgetary process. Ruth's donation provides an additional scholarship this year.

Eligibility falls into two categories. Applicants may be graduate students engaged in studies in the area of textile history or textile conservation at the University of Nebraska, or individuals engaged in the study of quilting outside the academic community.

Scholarship guidelines require that written applications with two references be submitted by Feb. 1, 1998. Objectives should be clearly written in accordance with the LQG purposes as stated in your LQG roster. Contact Jo Baxter (423-1059) for an application.

Lincoln Quilters Guild
P. O. Box 6861
Lincoln, NE 68506



BULK RATE
U.S. POSTAGE
PAID
LINCOLN, NE
PERMIT NO. 1001

Studio
Light
Impressions

Classic Portraiture



Williamsburg Village
421-8111