



Lincoln Quilters Guild - Quilting Since 1973 - Meeting second Monday of each month September through May, 7:00 p.m.

Volume Twenty-Four, Number Three

September 1997

Sunbonnet Sue ... She's Back !!

She's no trick. She is a real treat. October is when she WILL be back. I'm talking about Sunbonnet Sue. Sandy Anderson has been traveling around with her Sunbonnets and her Sunbonnet family has been growing and growing.

Come and meet all the Sunbonnets, new and old. If you have a Sunbonnet Sue or an Overall Sam or any of their relatives lurking about your house, bring them along and make them part of the evening.

Exec Board Meeting

October 8, 7 PM, at the Resource Room

Hostesses for October Meeting

Pat King	Nancy Pierce
Marsha Conley	Kathy Bennetch
Sue Lundy	Norma Orr
Beverly Sayer	Linda Loker, chair

Memo Board

Meeting: October 13

Remember !! We will be back at the Seventh Day Adventist Church

Please Return those Overdue Books!

The LQG library has a list of overdue books. We would like all members to check at home for any books they may not have returned. Thank you.

Remember to Bring:

1. Fabric nametag
2. Coffee mug
3. Checkbook to order discount magazines, Ricky Tims' CDs, and pay for plaid fabric
4. Bring Sunbonnet Sue and Overall Sam quilts
5. Show and Tell
6. Money for Mystery Raffle tickets

A Sigh of Relief

Don't you just wish you could have known Ricky's "Granny"? What a talented and down-to-earth young man he is. I hope everyone enjoyed his presentation as much as I did.

We owe a big grateful THANK YOU to Pastor Bakk and Clarence and Lila Heiser of the Old Cheney Alliance Church for allowing LQG to meet in their beautiful church. Mr. and Mrs. Heiser met us at the church at 4 PM the day of the meeting to help set up, and were there until almost 11 PM when we were all cleaned up.

Wasn't it fun getting back together after the summer hiatus? So many smiling faces, and lots of catching up to do, considering the decibel level from 6:30 to 7 o'clock.

DON'T FORGET...We will be back at the Seventh Day Adventist Church in October.

- *Connie*

Proposed addition to bylaws

Article V-Elected Officers and Their Duties

4. Vice President - Elect
 - a. Shall acquaint herself/himself with the duties of vice president
 - b. May attend Board of Directors meetings.
 - c. Assume the office of vice president the second year of the term.

We will vote at the October 13th meeting by written ballot.

THE Auction

We will again be holding an auction in conjunction with the June 1998 Quilt Show. We need MANY of you to donate items for the auction. What are we looking for? We would like finished quilts, wallhangings, quilted items, and dolls.

At the October meeting, a clipboard (yes another one!) will be circulated. Please sign it if you are considering making something to donate to the auction.

Keep watching your Plain Print for further information. If you have any questions, contact Kate Laucomer, 423-4611.

THANK YOU

Did you enjoy September's meeting with Ricky Tims? Then please make sure you thank Mary Brooks. Mary white gloved at Paducah, took a picture of Ricky with "Simple Gifts", asked him for a business card and brought it back to me, the vice president.

We need this to continue to happen. When you visit a quilt show or take a class or lecture and think this is someone we could invite as a Guild speaker:

1. ASK for a business card or brochure.
2. WRITE a short note explaining why you like this person and sign your name to it (or write on the card).
3. GIVE the brochure or business card to the Guild's vice president. If you took a picture of one of his/her quilts and can include a copy, that's great too.

This is a tremendous help to the vice president as she is trying to line up the programs for the coming years. It's hard to find new speakers. But sometimes we find a gem living close to home.

Thanx Mary.

- *Kate Laucomer*

Requests for Quilts



Do you have a quilt that incorporates ANGELS into its theme? I have had two requests for quilts of this nature and my response was, "I'll see what can be done".

The first request is from the Lincoln Community Playhouse. The Playhouse would like to display quilts of all sizes in their Gallery Showcase from mid November to the third week of December. The quilts displayed need to have ANGELS in them, but not necessarily in a Christmas theme.

The second request is from Ricky Tims. Ricky has a program he gives using music and slides. It has more of a concert feel with Ricky singing and accompanying himself on the piano. While Ricky sings, a slide show of quilts is shown. He said he is always looking for new quilts to include in the slide show.

He asked if we would be interested in photographing (slides) quilts from our Guild and sending the slides to him. He can't guarantee he will use the slides, but he would still like to have them for future reference. He requests slides of: angel quilts, Christmas quilts, red and green quilts, snowflake quilts, quilts with bells, or quilts having anything to do with snow or winter.

If there is enough response to this request, I will coordinate a time when we can all gather in one place and take the slides, and then send the slides on to him. Of course it would be at his discretion to choose any of the slides sent from Lincoln for his program.

A clip board will circulate at the October 13th guild meeting. Please sign if you are interested in either or both of the projects. OR you may call me with information and/or questions. Thanks in advance for all your help.

- Kathi Kinnaman 488-4295

Ricky Tims' Choir CDs

We will be taking orders at the October meeting for the CDs that Ricky mentioned at the last meeting. If the Guild sends in an order of more than 10 CDs, we won't have to pay postage. If you are interested, bring your check made payable to: The Kirk of the Hills.

"Five Mystical Songs" (the new CD with the quilt on the cover) \$15 each.

"Emmanuel" (Christmas) \$15 each.

Look for a sign up table at the October meeting.

Ricky Tims' Class Evaluation

Ricky Tims has a request for the women who took his class. Please write down any comments you have about the class: positive things he did, things that need improvement, things you liked about class. Send (or hand) your comments to Sheryl Jonas and she will forward them to Ricky.

ALSO, Ricky's folder was misplaced at the September meeting. It was a blue green paper folder with his class handouts and airplane ticket in it. If you find it, please return it to Connie or Sheryl.

Ricky Tims' Web site

<http://www.taqstudio.com>

Plain Print Deadline

The deadline for submitting articles for the next Plain Print is October 15.

If you have access to email, please send the article to: KATEJML@aol.com

If you don't have email, please hand to or send to Teri Wenz (she's in THE book).



Have Quilt, Will Travel

The Guild's raffle quilt, "The Enchanted Forest," is on display in Beatrice at Loper's Fabrics. If you have a chance to visit the shop, please give the sales staff your personal THANKS for displaying our quilt and helping with the raffle tickets.

A HEARTY THANKS and THREE CHEERS to Chris Wieggers for all her help with the quilt. Chris displayed the quilt and sold tickets at the Beatrice Quilt Guild on Tues., Sept. 9th. Then she put the quilt on display at Loper's for a week, traveled it to Blair, NE for Quilters Day Out on Sept. 20th, and now has it back on display at Loper's.

Thanks, Chris, we do appreciate all your help.

THE Auction

We will again be holding an auction in conjunction with the June 1998 Quilt Show. We need MANY of you to donate items for the auction. What are we looking for? We would like finished quilts, wallhangings, quilted items, and dolls.

At the October meeting, a clipboard (yes another one!) will be circulated. Please sign it if you are considering making something to donate to the auction.

Keep watching your Plain Print for further information. If you have any questions, contact Kate Laucomer, 423-4611.

Chitra Discount Quilt Magazine

October will be the last meeting to sign up for the Chitra Publications 33% discount off the cover price for *Traditional Quiltworks*, *Quilting Today*, and *Miniature Quilts*. (The orders taken at the September meeting have already been mailed in.)

CONGRATULATIONS ...

to Carol Christensen on winning the First Quilt award at the Nebraska State Fair. Lincoln Quilters Guild provides the ribbon and a \$20 monetary award.

Psssssst !!!

Guess who's coming to visit? Mary Ellen Hopkins is coming in January. She will present "*I Can't Take Off the Red Shoes*" at the January 12, 1998 meeting. She will also do a special lecture, "*Vivian, I Took 11 Minutes Off the Twinkies*" on the Sunday (January 11, 1998) afternoon before the meeting.

Tickets will go on sale at the November meeting for this special lecture. After the November meeting, tickets will be made available to other Guilds and the public.

Ornament Exchange

Remember how you felt when you didn't participate? This year you can make your ornament and enjoy the fun exchanging it for someone else's. There's plenty of time ... so start thinking. More about it in the October *Plain Print*. Thank you.

- Elaine Pieper 464-3940

Roxann O'Hare 785-5505

Royalties

Royalties from Nebraska Quilts and Quilmakers continue to beef up the LQG Scholarship Fund. This award winning book was published by University Press in 1991, following six years of research by volunteer Quilt Project members, friends, and university scholars. Nebraska Quilts and Quilmakers continues to sell world-wide. Watch later issues of *Plain Print* to learn more about the LQG scholarship program.

- Jo Baxter

The Enchanted Forest

1998 Quilt and Doll Show



© MONGLOM PATTERNS

Count down time is here. We have 8 months and a few days until our next quilt show, so keep those minds buzzing and your fingers "flying" on all the creations for the show. I have seen some wonderful quilts and have heard exciting news of "things in the works". It is NOT too late to start something new and special. Remember, a forest has many colors and design possibilities.

Webster's dictionary defines enchant (-er)(-ing)(-ment) as: charming; bewitching; to influence by charms; to attract and move deeply (to the point of tears - no, I don't think we'll go quite that far); the act or art of enchanting.

Webster's also defines forest as: a tract of wooded land-, a dense growth of trees; something resembling a forest - especially in profusion (i.e. - this must mean quilts and dolls!!)

My vision and the effect I hope ALL of us can create for this show is one of fun, excitement, color, amazement, originality, magical, whimsical, loving - carefree yet within boundaries. The sky is the limit - well, I guess we do have four walls and a ceiling, but..... !!

Yes, this is a different type of quilt show and along with all the hard work I hope there is a lot of fun, for everyone - workers and guests, alike! I know it will not be to everyone's liking but hopefully there will be an area to pique one's interest. And, remember there will be plenty of quilt shows to come and all with a different, unique theme.

- Kathi Kinnaman
1998 Quilt Show Chair

Quilt Show Logo

Our delightful logo for "THE ENCHANTED FOREST" Quilt Show was designed by Lora Rocke. Lora presented several designs to the quilt show committee, and they chose this whimsical creation featuring fairies, a bee and a butterfly, to best signify an enchanted land of make believe. This design will be used in all manners in association with the 1998 Quilt and Doll Show.

Thank You, Lora, for again sharing your talent with us on another wonderful design.

October Special Guests

The Quilt Show Committee has invited The Mad Doll Makers Doll Club to be our special guests at our October meeting. The Mad Doll Makers are joining us in presenting the quilt show in June 1998. We have also invited Janee Dlugosh and the Lux Middle School staff as special guests. Sandy Anderson will be presenting her Sunbonnet Sue program to the students at Lux in February of 1998. Janee and her staff will be visiting in October to preview her program.

Raffle Results

Thank you, thank you, thank you for participating in our Small Quilt Raffle at the last meeting. We raffled 3 small quilts and raised \$55 for our new "Class Scholarship Fund". A special thank you to Wendy Ray and Glenda Johnson for donating the small quilts to be auctioned.

And congratulations to the winners of the quilts: Nancy Evans, Gloria Hall, and Karalene Smith.

A word of explanation. The Guild will give scholarships to each of the classes offered this year. Every paid member of Guild is eligible. Before the class, we put everyone's name in a hat and draw out names for the scholarships. The winners are then contacted to see if they want to use the scholarship to that class. If they agree, they get to take the class and their names are removed from the list of members still eligible. If they decline the scholarship, their name is put back in the hat for future scholarships. You may only receive one scholarship per Guild year.

Congratulations to Marilyn Lockard and Diane Deahl, the winners of the scholarships to Ricky Tims' class.

SO, what can you do to help??? Keep purchasing the raffle tickets. At the October meeting, we will be offering a Mystery Raffle. The "prize" will be worth approximately \$50. Who knows what it will contain: a new quilting book? fabric? notions? And it could all be yours for a CHEAP 50¢ ticket. (OR 2 or 3 or 10 tickets !!!!)

Support our Class Scholarship Fund.

- *Kate Laucomer*

True Facts

A duck's quack doesn't echo, and no one knows why.

Santa Socks

What can you do now to get ready for winter? Make a Santa Sock! Each



Christmas LQG donates quilted socks to the less fortunate.

These are collected at our November meeting. We vote on viewer's choice at that time.

Then they are filled with a few simple items.

You could just cut out a sock shape from Christmas fabric. With a little stitching you would be done! OR you could make a crazy patchwork sock, OR add a paper pieced block to a sock, OR applique a Santa on a sock!!

JUST do something!! Questions - ask Sock chairman, Martha Dennis.

By Popular Demand

Skor Cookies Served at the September Meeting

from Betty Tenhulzen

recipe from the 1975 Children's Memorial Hospital Cookbook

48 graham crackers (2½" x 1¾")

1 c. butter

1 c. brown sugar

1 c. finely chopped nuts

Heat oven to 350°

Place crackers already separated on the "divided line"; fill pan completely so there are no spaces. Melt butter in saucepan. Then add sugar and bring to rolling boil. Boil exactly 2 minutes. Pour butter and sugar mixture over crackers. Sprinkle on nuts. Bake for 10 minutes exactly. Remove from pan as soon as possible and cool on piece of foil.

Note: you can also sprinkle chocolate chips on top of the hot cookies. Spread the chocolate after it starts melting.

NQA Funds Committee Report

The committee composed of Sandy Anderson, Pat Hackley, Judy Lane, Kate Laucomer, Wendy Ray, and Lois Wilson presented their findings at the September 8, 1997 meeting. Jean Davie served as consultant to the committee.

When the committee was announced last spring, President Becky Haynes asked for suggestions and ideas for use of the funds. Based on all the responses received, the focus has been toward the International Quilt Study Center at UNL and the James Collection.

You should be receiving a brochure in the mail outlining the opportunities available for the "Adopt a Quilt" program. This is a way to give funds toward the \$2 million that must be raised by the University Foundation to meet the terms set out by Mr. and Mrs. James. A guild may adopt a quilt by giving \$1000. For this, the guild would receive a photo, description, and history of the quilt. This money would be counted as part of the matching funds being raised by the Foundation.

A second option would be to give the \$5000 toward a quilt display case in the hallway area near the quilt storage center. There would be a designation by the case that funds were contributed by LQG. This money would not be counted as part of the matching funds being raised by the Foundation.

To meet the goal of doing something special for the Guild membership, we propose that the funds in excess of \$5000 be used to purchase books/videos for the LQG library. These would be purchased and presented throughout this Guild year as part of the celebration of our 25th anniversary.

Option One:
Adopt 5 quilts for \$5000 and purchase books for LQG library.

Option Two:
Donate \$5000 toward a display case and purchase books for LQG library.

A vote will be taken at the October 13th meeting. The vote will be by written ballot, available only to LQG members present at that meeting. In the case of a tie, the final decision will be made by the Board and the NQA Funds Committee.

Pumpkin Bread

2-2/3 C. Sugar
2/3 C. Oil
4 Eggs
2 C. Canned
Pumpkin
3 1/2 C. Flour
2 tsp. Soda
1 tsp. Baking powder
1/2 tsp. Salt
1 tsp. Cinnamon
1/2 tsp. Cloves

Combine sugar, oil, eggs and pumpkin. Combine flour, soda, baking powder, salt, cloves, and cinnamon; add to sugar mixture. Pour into 2 regular sized loaf pans or 6 small loaf pans sprayed with no-stick spray. Bake at 350 degrees for 50-60 minutes.

Recipe courtesy of Joyce Genoways

USUFO

Most of us know what UFOs (UnFinished Objects) and WIPs (Works In Progress) are, but do you know what a USUFO is? UnStarted UnFinished Object - those projects we bought all the fabric for, but haven't quite gotten around to making yet! Which do you have the most of????

New Notions

submitted by *Creative Hands*

1. Under Thimble - Use this small stainless steel disc to protect your under finger from needle pricks. It sticks to your finger with reusable adhesive, but allows you to feel the pressure of the needle. Tested and recommended by Martha.

2. Stitch & Ditch Stabilizer - Great tear away paper for foundation piecing and for machine quilting. Tested my Millie and Wendy.

3. Ebon Rotary Cutter Blade Guard - Covers blade area of 45mm cutters with hi-tech fabric foam using Velcro closures. Especially good for cutters with pressure moveable blade guards.

4. Richard Hemming and Son Betweens - Reported to be the #1 rated quilting needle. Made in England. Tested and recommended by Martha and Wendy.

5. John James Magnetop Thimble - Comfortable metal thimble comes in three sizes. Martha uses the magnet to keep track of her needle when doing needlework.

Nimble Thimble Quilt Guild

of Aurora is hosting a workshop taught by Jo Morton of Nebraska City. There are still some spaces available for her class.

What: "May Scrap Baskets" workshop

Date: September 24, 1997

9 AM to 3 PM

Location: Bremer Community Center

1604 L Street, Aurora

Fee: \$20 per person

For more information contact: Angela McLean, 2121 P Street, Aurora, NE 68818, (402) 694-2984

Treasurer's Report

LINCOLN QUILTERS GUILD

June, July, and August 1997

Checking Account

Balance Forward May 31, 1997 \$ 3,718.13

Receipts:

Membership dues	1,385.00	
Frame Rental	100.00	
Garage Sale	6.60	
Retreat Income	3,900.00	
Opportunity Tickets	<u>257.00</u>	
Total	5,648.60	<u>5,648.60</u>
		\$ 9,366.73

Disbursements:

Certificate of Deposit	300.00	
Resource Room Rent	450.00	
AQSG Membership	100.00	
P.O. Box Rental	20.00	
Newsletter Printing	385.88	
Bulk Postage Deposit	80.00	
Program	50.00	
Non-Profit Corp. Fee	20.00	
Ribbons Fair	59.64	
Retreat Expense	286.60	
Serv. Chg. Checking	<u>14.42</u>	
Total	1,766.54	<u>1,766.54</u>

Balance on Hand August 31, 1997 \$7,600.19

Money Market Account

Balance Forward May, 31, 1997 \$15,648.93

Receipts: Interest 48.07

Disbursements: none

Balance on Hand August 31, 1997 \$15,697.00

NQA Proceeds: \$ 5,516.16

General Funds: 10,206.73

Certificate of Deposit

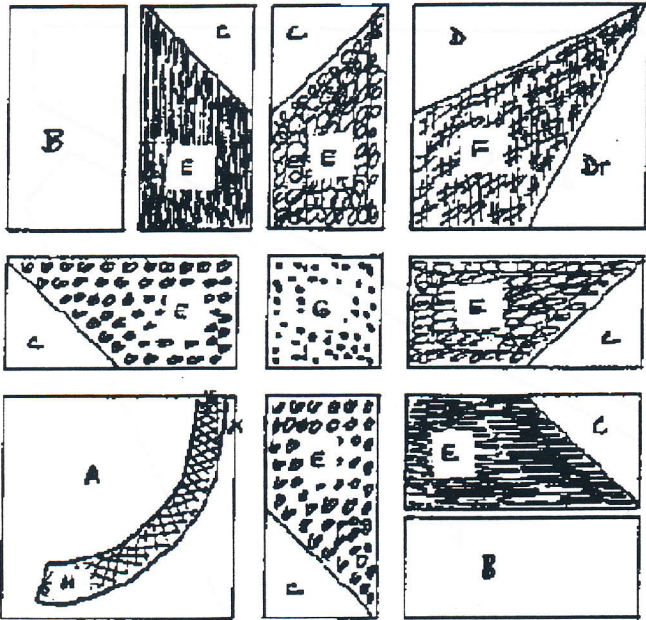
6 Month CD, First Bank, Matures 3/2/98 \$ 5,294.85

DID You Know?

All porcupines float in water.

AND

There are coffee flavored PEZ?



October Leaf Friendship Block

(7½" block or 8" with seam allowance)

*** templates on next page

This block is from *QUILTMAKER #51* Sept/Oct 1996 with cutting techniques changed slightly.

PLEASE use ONLY 100% cotton, prewashed fabrics!

LEAF FABRICS = fall colors like rust, burgundy, golds, teals, and maybe even purple, etc.

BACKGROUND = any beige or tan print fabric.

For each block cut:

Background:

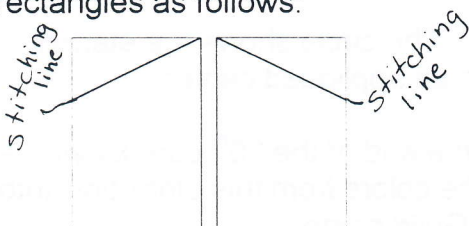
- 1 pc. 3 1/2" square A
- 2 pcs. 2 x 3 1/2" rectangle B
- 6 pcs. 2" square C
- 2 pcs. Template D & DR

Leaf fabrics:

- 6 pcs. 2 x 3 1/2" rectangle E
- 1 pc. template F
- 1 pc. 2" square G
- 1 bias strip 1 1/4" x 4" H

Don't forget to use your plaid somewhere in the leaf block!

To piece unit E to unit C layout rectangles as follows:



Place a 2" background square on top, with right sides together. Stitch as shown & press open. This will yield the unit and its mirror image.

To make leaf stem, press the bias strip length wise with right sides together. Sew a 1/4" seam along the long side. Turn stem and press with the seam in back. Insert stem in the seam just before stitching. Hand applique stem to secure in place, tuck in raw edge at end of stem.

Using the templates on the next page, cut and sew pieces together with 1/4" seams to make upper corner of leaf block.

NOTE: Seam allowance IS included in the templates.

Friendship Block Fabric !!

IF you purchased plaid fabric at the Sept. meeting, then that plaid should be included in your exchange block.

HOWEVER, if you missed the meeting or the fabric, FEAR NOT !! We will accept all blocks, but you must use a plaid from your own stash. Those blocks will be put in a special drawing. Depending on the number of blocks turned in, they may be held for a future month and may contain an assortment of blocks.

1997 LQG Banner

Size: 32" x 68"

First of all, let me thank you for the opportunity to give this anniversary gift to the Guild.

The banner was constructed using over 100 different fabrics and took about 25 hours to complete. I designed the banner on graph paper. First using a colored pencil to indicate the colors I wanted to use. I cut all the pieces and places them on the design board before I sewed any seams. It includes a rainbow effect achieved by using a watercolor method which was chain pieced by Barbara Schlegelmilch. All of the quilting was done by machine with the binding being applied by hand.

The use of the rainbow was intended to represent the beautiful array of people involved in our Guild. Our variety is exhibited in a myriad of styles, skills, and passions.

The quilt contains the following blocks:

Nebraska Windmill

This block was done in traditional colors and represents our ties to the past. The light parts of this block were intended to provide illumination to the entire banner. The block was constructed by machine using rotary cut templates.

Memory

This was chosen to remind us of all those who have been important to us in quilting and the things we have learned through them. The piecing was done on the machine using template free construction methods. It is surrounded with a quilted feathered heart to show our love.

Calico Star

The Calico Star was chosen to remind us of our roots in quilting and the women who had only calicoes to use to create their masterpieces. Although no masterpiece, this block was hand pieced from hand cut templates.

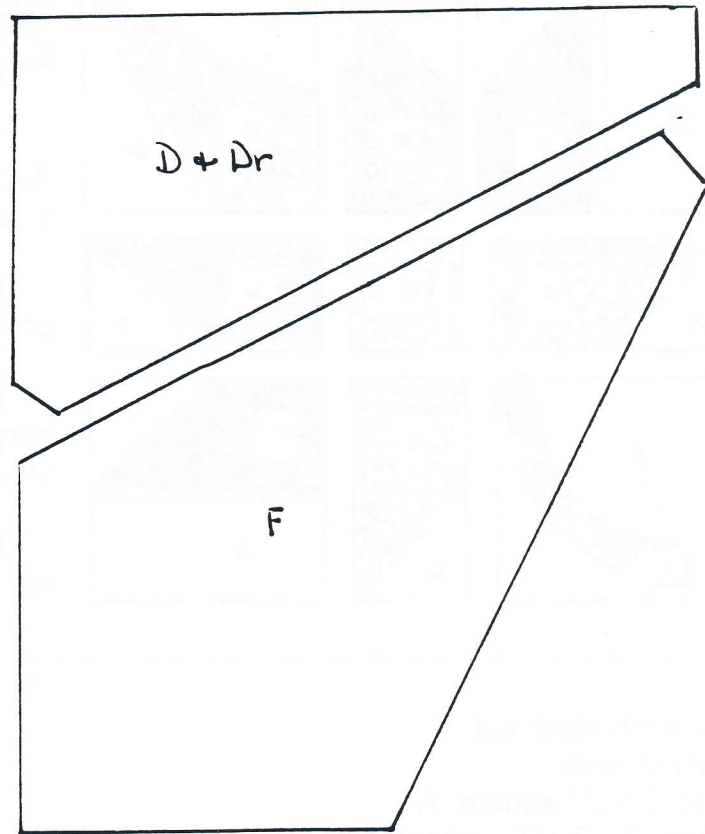
Sunflower

The sunflower represents friendship, sisterhood, and growth. The circle shows the eternal nature of these friendships. The block was machine pieced with an appliqued center.

20th Century

I placed this block at the end of the banner as we approach the end of the 20th century with a view to the future. It was both hand and machine appliqued. The colors from this block flow into the paper pieced sections that contain the quilt Lincoln Quilters Guild name.

The blocks overlap each other just as our skills, views, and quilts overlap and influence each other. We are a unique membership. Even though our skill levels vary from the beginner to the long time quilter, each of us has something to offer, to learn, and to benefit from this community of quilters.



- Lora Rocke

Minutes

Lincoln Quilters Guild September General Meeting
Sept. 8, 1997 7 p.m. Old Cheney Alliance Church, 5201 Old Cheney Rd.

President Connie Strobe called the meeting to order and welcomed all.

Wendy Ray explained that a concert at the Seventh Day Adventist Church at the same time as this meeting was the reason for the change of location. Connie thanked Lila and Clarence Heiser for their help at the church and Wendy Ray and Kathi Kinnaman for their help in making the change.

Sandy Anderson shared a "Silver Moment" with the guild, telling events that have happened since the founding of the guild twenty-five years ago. There will be a "Silver Moment" at each of the meetings this year.

Lora Rocke explained the meaning of the new guild banner. The rainbow concept represents all of us, the Memory block - remembering past quilters, Calico Star - the past and beginning, Sunflower - growth, Twentieth Century - moves into the arc in the lower right symbolizing the future.

Sheryl Jonas introduced Ricky Tims of St. Louis, Missouri, whose presentation, Design Elements of Art related the arts of quilting and music.

The minutes of the May meeting were approved as printed. Treasurer's report was given.

Karalene Smith reported on the purchase of a new camera, which is user friendly, to replace the complicated camera.

Scholarships randomly drawn for the Ricky Tims class went to Diane Deahl and Marilyn Lockard. Winners of the wall hangings were Gloria Hall, Karalene Smith, and Nancy Evans.

Connie asked the members if we should continue to have Armstrong fabrics for sale. Since the group didn't have strong feeling pro or con, the board will decide.

Martha Dennis asked that each member make and donate a Santa sock, which will be given to the less fortunate.

Kathi Kinnaman reported that the next quilt show will have the theme of forest, which encompasses everything and will be June 12, 13, and 14 at Lux Middle School.

Roxann O'Hare showed leaf blocks and reported that she and Sandi Schulze have two plaids available for purchase, to be included in all of the Friendship blocks made this year.

Pat Hackley reported on the work of the committee to decide how to spend the N.Q.A. (National Quilt Association) funds. They based their recommendations on the desire to acknowledge the support of other Nebraska quilters, to spend wisely, and to celebrate the twenty-fifth anniversary of the guild. It was moved by Pat 1. That \$5,000 be spent to adopt five quilts by the Lincoln Quilters Guild, through a gift to the University of Nebraska Foundation, to benefit the International Quilt Study Center, with the remaining funds to be spent to benefit the Lincoln Quilt Guild library during this Guild year. or 2. That \$5,000 be given by the Lincoln Quilters Guild, to the University of Nebraska Foundation, to construct a quilt display case in the area of the International Quilt Study Center, with the remaining funds to be spent to benefit the Lincoln Quilt library during this Guild year. The above information will be published in the September Plain Print The election of option 1 or 2 will be by written ballot, open to members of the Lincoln Quilters guild present at the October, 1997 meeting. In the case of a tie the final decision will be made by the Lincoln Quilters Guild Board and this committee. Seconded by Judy Lane. Discussion followed; motion passed.

Martha Lane moved there be an addition to the by-laws of the position of vice president elect. Seconded by Kathi Kinnaman. Discussion followed during which it was explained the need to book national speakers a year or more in advance. Motion carried.

Lincoln Quilters Guild sponsored fair awards were announced - County Fair Best Quilt - Mona Jeanne Easter, Lincoln, NE and
(continued on next page)

Minutes (continued)

State Fair - Founders award - Francis Draeger, Pierce, NE; Nonfunctional - Elaine Martin, North Platte, NE; and First Quilt - Carol Christensen, Lincoln, NE.

Mickey Andersen announced that Quilt Retreat will be Sept. 19, 20, and 21 at Gretna. There are some spaces available. She thanked her committee.

Announcements:

Eighteen guests were welcomed, several of whom became members.

Membership books are available tonight.

If interested in helping to create a guide to the guild for new members, sign the clipboard.

Frankie Best, quilter, 1820 St. James Rd. will have an auction, which includes quilting materials, on Sept. 28 at 11 a.m.

Dorothy Decker reported that the amount of butter in the coffee cake recipe in the August Plain Print should be 3/4 cup.

Opportunities to help with cuddle quilts were announced.

Hostesses for the evening were thanked as well as chair, Ginny Welty.

160 people worked a total of 750 hours as volunteers at the State Fair.

Jean Davie, 488-3226, is seeking a raffle quilt.

Wendy Ray will accept magazine subscription money in the lobby following the meeting.

Meeting adjourned for show and tell.

Barb Evans
Secretary

Web Sites

NQA

<http://www.his.com/~queenb/nqa/nqa.index.html>

Grandma's Quilts

<http://www.grandmasquilts.com/>

Lora Rocke & Moonglow Designs

<http://www.lorarocke.com/>

A Quilters' Guide to Road Trips

One of the many joys of quilting is the road trip (never to be confused with the family vacation!) To qualify as a true QUILTERS' road trip it must be taken with a group of quilting devotees and you must travel in a van or a car with a VERY large trunk.

RULES OF TRAVELING

1. Packing car...Everything will fit, contrary to your husband's advice. If it comes to a choice between the spare tire and your sewing machine? The spare tire will fit nicely in the garage. We **MUST** have the essentials.

2. Back seat position...This person is responsible for the distribution of food and other essential items. Also the safest position in the car, as this person is packed in among fabric and quilts. In the event of an accident (heaven forbid), this person will be totally cushioned from impact. Perhaps the auto industry could profit from this idea, since they seem to be having such a problem with airbags.

3. Mileage...This is the most misunderstood measurement of all. Many think it is the number of miles traveled. Incorrecto! Quilters know that it is the number of quilt and antique shops visited per day.

4. Rest Stop...If any ONE person needs to stop for the necessities, the car must stop. You will never hear "just a little farther".

5. Points of Interest...Anything of interest (even if it is an unplanned stop) may require a go -back or roundabout (explained later in article). Examples...nicely decorated mailbox or barn, quilts in a window or hanging on a clothesline, a pink cow wearing a housedress.

6. Scribe...Person who records all pertinent and interesting information along the way...flocks of butterflies, fields of corn and beans (a quilt block), interstate exit sign
(continued on next page)

Road Trip continued)

numbers to quilt shops, the Dairy Queen with the biggest Blizzards you ever ate.

TRAVEL TERMS

1. Direct route...Directly to the nearest quilt shop. Direction has nothing to do with it.
2. Go-back...The act of turning around in the middle of the highway to return to a point of interest (see Points of Interest)
3. Roundabout...The act of driving around the block to return to a point of interest. (see Points of Interest)
4. Destination...(not required) The place you tell your family is the object of the road trip. The location at which you eventually arrive.
5. Itinerary...A list of all the quilt and antique shops within a hundred-mile radius of the main highway.
6. Travel Kit...Just the essentials. Diet pop, chocolate, crackers, fruit, cookies, popcorn, travel bib, map, cellular phone (for making reservations and checking sales)
7. Travel Bib...Essential for in-car snacking. If you do not have one, then a change of clothing is a must.
8. Motel...Overnight stop. A place to unload your day's purchases for evening show-and-tell and plan the next day's route. Some come equipped with a large goat to provide you with a wake-up call at your door.
9. Right on the Way...Any quilt shop that is within a day's drive in any direction from where you are.

RULES OF PURCHASE

1. Any fabric can be divided and shared among the members of the traveling party.
2. Quilts...First person to grab it and wrestle it to the floor, wins.
3. When in a quilt shop, you must keep a sharp eye for not only your own projects, but the projects of other members in the group.

4. If it's on sale, and you are more than 150 miles from home...buy it!

BASIC RULES

1. All food eaten on a road trip has a very low calorie content.
2. The Somehow, Somewhere Theory...All purchases will magically fit in the car...on laps, under feet, under seat.
3. Rule of Thumb...When it's time to return home, head out in the opposite direction.

We hope this little tutorial will be helpful to you and your fellow road-trippers. All information in said tutorial has been road-tested, and found to be valid and safe.

Happy Trails!!!

*Sandy Anderson
Pat King
Kathi Kinnaman
Connie Strobe*

Roadtrip Time !!!!

From Sandy Anderson

I love mysteries and puzzles (jigsaw type). I love to put pieces and clues together to complete a picture. So quilting was a natural for me, putting small pieces together to make a design. My specialty (if that is possible for a quilter) is picture quilts. I love to design pictures and make up stories with my quilts.

I have made a quilt called "Sunbonnet Sue done it," a mystery quilt which received an award at the 1991 NQA Show in Lincoln. Also, a "Sunbonnet Guild Meeting." I get to let my imagination and creative side of me go wild in my quilting.

Reprinted with permission from The Busy Quilter's Survival Guide with over 200 Busy Quilters (Good Life Treasures ©1995 by Joyce Livingston)


Lincoln Quilters Guild
P. O. Box 6861
Lincoln, NE 68506



BULK RATE
U.S. POSTAGE
PAID
LINCOLN, NE
PERMIT NO. 1001

Studio
Light
Impressions

Classic Portraiture



Williamsburg Village
421-8111