


Lincoln Quilters Guild • Quilting Since 1973 • Meeting second Monday of each month • Sep. through May, 7:00 pm.

Co-editors Carole Montgomery and Charlotte Boe

February 1994

Happy Valentine's Day



MARCH MEETING

Show and Tell from Country Threads

Mary Tenall and Connie Tesene of *Country Threads* in Garner, Iowa, will do a trunk show and explanation of how *Country Threads* got started. Lots of quilts which were used for their models for their patterns and their books. There will be a question and answer session at the end of the program. Books and patterns will be for sale both before and after the meeting.

PLAN AHEAD

Jo Parrott Teaches Lone Star Quilt

Do you love the traditional Lone Star quilt pattern, but have been afraid to tackle this quilt because of all of the diamond shapes? Join Jo Parrott from Not Just Quilts in Dallas, Texas who will share her secrets to rotary-cut this wonderful quilt and also show us how to quickly piece this project. The workshop will be held on Sunday, April 10, 1994, at Heritage Presbyterian Church. Check the next PLAIN PRINT for more information. Contact Rosie Westerhold, 466-4662, for more details.

Christmas at the Lodge Workshop Tuesday, March 15, 1994

Mary Tendall and Connie Tesene of Country Threads in Garner, Iowa will teach an all-day workshop that is based on a quilt from their soon-to-be-published book, Wear Warm Clothes. This project is all rotary-cut and quick-pieced. It is basically a variable-star block, set on point with a scrappy-pieced center. We had a sneak-preview of this quilt on the bus trip to Country Threads last April, and it was pretty wonderful.

Fee: \$25.00

Location: Seventh Day Adventist Church
48th & Prescott, Lower Level

Time: 9:00-3:30 pm

Fill in registration form and enclose check for workshop you want to take.

Send registration form, check payable to Lincoln Quilters Guild and large SASE to: Rosie Westerhold, 6701 Platte Ave., Lincoln, NE 68507

- Christmas at the Lodge Workshop \$25.00
- Lone Star Workshop with Jo Parrott

Name _____

Address _____

City _____

Phone _____

FROM THE PRESIDENT'S PEN

Chocolate Covered Cauliflower

Valentine's Day is coming. In fact our February general meeting will fall on Valentine's Day. Valentine's Day means chocolate, mush cards, chocolate, flowers, chocolate, romance, chocolate. Have I mentioned chocolate. I really do like chocolate, but since I have been diagnosed as diabetic, I can't have chocolate anymore. Some how curling up with a romantic paper back in front of a roaring fireplace and a bowl of carrot sticks and cauliflower florets doesn't have the same appeal as chocolate covered caramels or chocolate-chocolate chip ice cream, or . . . well you get the picture. But I am told I'll get use to it and even learn to like it. I remember when my mother taught me to applique, by the needle turn method. I was 9 and working to earn a Girl Scout badge, I had to applique designs on a set of tea towels. (I still have the patterns, there was Peter Pear, Alice Apple, Sally Strawberry and Tommy Tomato.) I HATED them with a passion and vowed NEVER to applique again. AND I didn't till I was married and got involved in quilting. I had a design I desperately wanted to do and could not work it out by piecing and don't think I didn't try. So I bit the bullet and did the applique. Then more designs came along. I started collecting applique tips and techniques from fellow LQG members and then took the big step and took a class. Well now I find that most of the projects I do are applique or contain applique. The lesson I have learned is don't give up, whether it is a quilting technique or other aspects of life. Just because the first experience isn't the best keep trying, get advice, and help from others and be open to new ideas. I, with the board's help, and yours, am striving to reach a number of goals set out last May.



- These are:
1. Uphold the fine traditions of LQG and build toward the future,
 2. Have ENJOYABLE, INSPIRATIONAL and EDUCATIONAL PROGRAMS, along with Informative and Streamlined Business Meetings,
 3. To have Wonderful Quilt Show and Quilt Auction,
 4. To make everyone feel welcome and that they belong by promoting cooperation and good will.

To reach these I and the board need to hear from you, not only what you don't like, but what you do like. There is a title of a book I like "If You Don't Know Where You Are Going, You'll End Up Somewhere Else." You are our map helping guide us where we are going. We are all learning and adjusting and maybe someday I may even learn to like cauliflower (chocolate flavored)!!

Sandy Anderson, President

P.S. My Valentine's treat to myself this year, is the mystery novel/cookbook by Diane Mott Davidsom "Dying for Chocolate." I may not be able to eat each chocolate, but I can still read about it.



Kick Off Party Planned

Join us for the party in Grand Island, as we kick off the Quilt Preservation Project in a big way! We know you'll want to be there to meet our new quilt curator/consultant Sandi Fox and show her your support as she begins her work with our state's museums.

A workshop entitled *Dating Quilts*, will be offered Friday night, February 18, 7:30-9:30 p.m. at College Park and repeated on Saturday morning, February 19, 9-11 a.m. by Merikay Waldvogel of Knoxville, Tennessee. Participants in this workshop learn what clues to look for to date their own quilts using color, design, quilt construction and fabrics. In the course of the workshop, participants will also learn about the fascinating development of fabric production and women's needlework in the USA. Participants bring old quilts, quilt fragments, quilt blocks and fabric swatches.

The Stuhr Museum of the Prairie Pioneer invites us all to a dessert reception on Friday night from 6:00-8:00 p.m. Serving as hostesses for the event will be the Rather Bees of Grand Island decked out in Depression Era aprons!

Many of you are already familiar with Merikay Waldvogel, a noted quilt historian. To review her work, see *A Collector's Clues to Dating Quilts* in *Quilt With the Best* (1992 Oxmoor House) She serves as Co-Director of the Quilts of Tennessee Project and is a Board Member of the American Quilt Study Group. Her book *Soft Covers for Hard Times* was published in 1990. A new book co-written with Barbara Brackman is about the 1933 Sears National Quilt Contest quilts and is scheduled for release later this year.

If you are unable to attend one of Ms. Waldvogel's workshops, you'll still have an opportunity to hear her speak on Saturday afternoon at 1:30 p.m. in the Auditorium in College Park

Her slide lecture will focus on Depression Era Quilts with an emphasis on the overlooked quilts of the 1933 Sears National Quilt Contest. Depression era quilts exhibit a surprisingly wide range of lively patterns, colors and fabrics which seem to mask the hard times of the 1930's.

This quilt revival was fueled by women's magazines, newspapers, mail order companies and the Sears National Quilt Contest of 1933. This contest still stands as the largest quilt contest in American history. Many of the quilts commemorated the theme of the Chicago World's Fair "A Century of Progress" and were some of the most unusual quilts ever made-- colorful, fanciful and bizarre. They are sure to delight quiltmakers of the 1990's.

Major funding for this lecture was provided by the Nebraska Humanities Council, an affiliate of the National Endowment for the Humanities.

Following the



Nebraska
Humanities
Council

lecture will be participant Show and Tell. Please bring your special old quilt to show us.

Airing the Quilts, a demonstration and a peek at part of the Stuhr Museum's quilt collection is another option for Saturday morning. You're invited to the Main Building to watch as Angela McLean, Stuhr's Senior Curator of Collections, leads her committee of local volunteers in the annual refolding of the quilts.

The quilts are folded carefully with acid-free tissue paper cushioning the folds and placed in acid-free boxes. It's not often that you get a chance to see the Stuhr quilts up close and perhaps you'll be one of the lucky ones asked to don a pair of white gloves and help with the refolding! Scheduled from 9-11 a.m., this workshop also allows time for you to tour the Main Building.

Lunch will be served at College Park at noon. This will be your opportunity to be among the first to meet Sandi Fox, our new quilt curator/consultant. She's flying in from Los Angeles to meet you and to start organizing her work for the upcoming Quilt Preservation Project. There will also be time to visit with Mrs. Fox following the afternoon lecture.

Schedule

Friday, February 18

Dessert Reception
6:00-8:00 p.m.
Stuhr Museum, Main Building

Waldvogel Workshop
Dating Quilts
7:30-9:30 p.m.
College Park

Saturday, February 19

Waldvogel Workshop
Dating Quilts
9-11 a.m.
College Park

Stuhr Workshop
Airing the Quilts
9-11 a.m.
Stuhr Museum, Main Building

Lunch
Meet Sandi Fox
12 noon
College Park

Waldvogel Lecture
Depression Era Quilts
1:30-3:00 p.m.
College Park Auditorium

Quilt Preservation Project

Kick Off Party Registration Form

You may photocopy this form or write the information on a sheet of paper.

Pre-registration is required for attendance at dessert reception, workshops and lunch. Saturday afternoon lecture tickets will be available at the door, but pre-registration would be appreciated for that event as well. Please fill out the form below and send a copy (with your check) to the registrar. Your name will be placed on an admission list for each event for which you registered. You will NOT receive anything in the mail from us, unless the workshop is full (in which case, you will be notified and your workshop money will be refunded.) Please keep a copy of this form. Workshop supply lists are found below.

Please circle the events for which you wish to register. If you are using this form to order multiple tickets, please indicate the quantity needed on the appropriate lines. Please plan to arrive at least 10 minutes early to check in and receive your name tag.

Friday, February 18

Dessert Reception

6:00-8:00 p.m.

Stuhr Museum, Main Building

No admission charge to the Museum

Free for Registrants

Number planning to attend _____

Waldvogel Workshop

Dating Quilts

7:30-9:30 p.m.

College Park

Supply List: Bring old quilts, quilt fragments, quilt blocks and fabric swatches.

\$12

Number of tickets needed _____

Saturday, February 19

Waldvogel Workshop

Dating Quilts

9-11 a.m.

College Park

Supply List: Bring old quilts, quilt fragments, quilt blocks and fabric swatches.

\$12

Number of tickets needed _____

Stuhr Workshop

Airing the Quilts

9-11 a.m.

Stuhr Museum, Main Building

No supplies needed. Your admission to the museum is included in the fee.

\$10

Number of tickets needed _____

Lunch

Meet Sandi Fox

12 noon

College Park

\$8

Number of tickets needed _____

Waldvogel Lecture

Depression Era Quilts

1:30-3:00 p.m.

College Park Auditorium


Show and Tell to follow lecture, please bring your old quilt to show.

\$3

Number of tickets needed _____

Please write your name, address and phone number here.

Total the amounts due for each event and write that total here. \$ _____

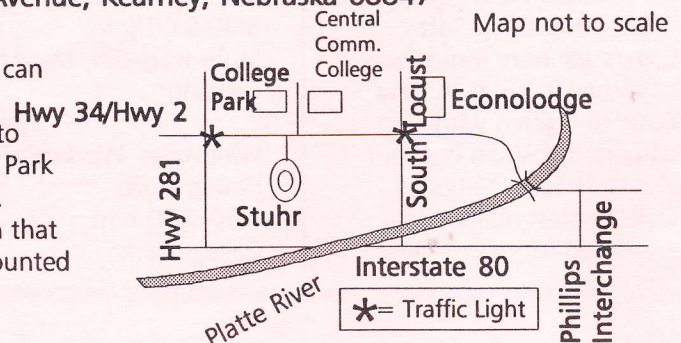


Please make your check payable to NSQG (Nebraska State Quilt Guild) and mail (along with a copy of this form) to:
Registrar Nancy Dissmeyer, 1615 3rd Avenue, Kearney, Nebraska 68847

Motel Information A block of rooms has been reserved at Econolodge, 3205 South Locust. Each room has two beds and can accommodate 2-4 people. Cost per night is \$29.00 plus tax.

These rooms will be held until February 11, so please call to make your reservation as soon as possible. The races at Fonner Park will be underway at this time, so motel rooms are rather scarce.

The number to call is 1-800-435-7144. You must mention that you are with the Nebraska State Quilt Guild to receive this discounted room rate.



?? MYSTERY ??

Clue #2 will be available at the February meeting!

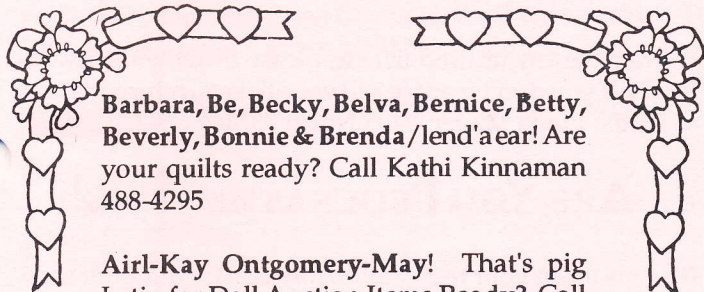

MARY GHORMLEY FEATURED

by Carole Montgomery

In the February 1994 issue of COUNTRY HOME, I was pleasantly surprised upon arriving at page #68 to find a familiar name and a lovely story entitled HALF-PINT PATCHWORK.

Our own MARY GHORMLEY and doll quilt expert was richly quoted throughout the lovely article, and readers were treated to an array of photos from Mary's collection of over 100 vintage doll quilts. Interested in the childish efforts of young quilters from the past began in 1970 for Mary, while attending an antique show. A crudely stitched, badly frayed and faded doll quilt caught her eye, and the collection was born!

The photos and text in this quality article are a must for the readership of PLAIN PRINT and I urge you to find an issue and be prepared to have your heart-strings tugged!



Barbara, Be, Becky, Belva, Bernice, Betty, Beverly, Bonnie & Brenda/lend'a ear! Are your quilts ready? Call Kathi Kinnaman 488-4295

Airl-Kay Ontgomery-May! That's pig Latin for Doll Auction Items Ready? Call Kathi!

Give me a **C**, give me an **A**, give me **R-O-L**, are you ready for Show & Tell? Call Kathi!

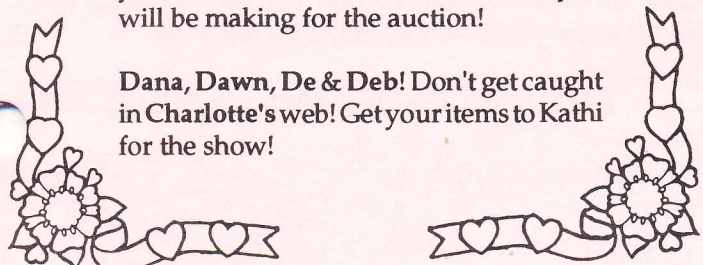
Carroll, Catherine, Cathy & Celest give the March show your very best! Call Kathi!

Chris, Cindy, Clara . . . Where-a are your auction items?

Laudie Miss Claudie! Get that quilt ready for the show!

Connie, Cotton, Cynthia! "C" to it that you call Kathi and let her know what you will be making for the auction!

Dana, Dawn, De & Deb! Don't get caught in Charlotte's web! Get your items to Kathi for the show!

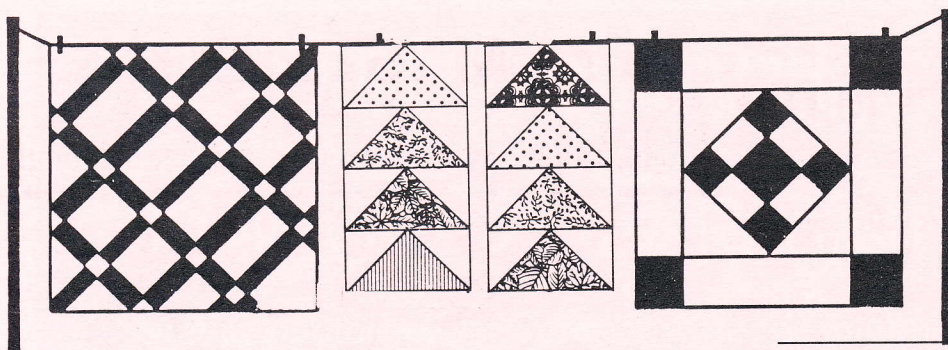


SMALL QUILT GROUP NEWS

Introducing the Bea-Links!

In keeping with our tradition of continued growth and education, a new group has recently formed to further promote quilting. Two previously existing groups (Bearly Stitchin' and the Quintessential Quilter's) have combined to form the Bea-Links. Quintessential Quilter's are from Beatrice and Bearly Stitchin' are from Lincoln, hence the name Bea-Links. Each group has retained their own identity while they conduct joint meetings periodically to pursue the fine art of "discussion" and quilting. The group includes: Chris Wieggers, Jeanie Evans, Carol Findling, Marilyn Maurstad, Anne Reimers, JoAnne Bair, Bev Vogel, Elaine Nielsen, and Linda Mager. The membership is closed at this point. They have set high priorities for their bi-monthly meetings that will include - encouragement of members to start new projects and finish old ones, sharing of new ideas and techniques, field trips to fabric stores, craft shows, and pottery shops, most important on the agenda - Where to eat and what's for desert? and last, but not least - quilting the afternoon away!

Onward and upward ladies - keep up the good work!!!



Quilt Show

WHITE GLOVES

Please check your personal calendar before you come to the February meeting to sign up for helping "white glove" at the quilt show.

QUILT SHOW HANGERS

If you would like to help hang the quilts for our show, please volunteer to come. Hanging will begin Thursday, March 17, 9:00 AM. Call Marcia Wohlers, 489-5218.

QUILT SHOW DECORATING

The show dressing chairman, Mickey Andersen, is still asking for assistance from guild members to supply items to set the tone for our garden theme. Here's a "wish List" of items that I'm still hoping someone will be willing to loan for the show. Let it stimulate your imagination and let us know what else you might have.

1. Silk greenery and flowers; shrubs, bushes, trees and plans, large or small - we'll need lots!
2. Sundial
3. bird houses
4. Bird bath
5. Planters, baskets, buckets: to put plants in - we'll need lots of these too!
6. Wrought iron garden furniture or other interesting garden seating.
7. Realistic garden animals or birds.
8. Decorative garden items of all sorts.

Drop Mickey Anderson (6200 Colfax, 68507) a note about what you're willing to loan. Mark your item in a discrete place with your name. Bring small items to the Cotner Center if you are working the Thursday Hanging Day, or to the March Quilt Guild meeting.

I will call and arrange to pick up large items.



DROP OFF SITES

You may take your quilts for the show to one of three sights on Saturday, March 12, and Sunday, March 13, between 1:00 PM and 9:00 PM.

Donna Svoboda, 2461 Sewell St., 68502, 435-0872
Linda Mager, 2406 N. 76th, 68507, 464-0842
Carol Curtis, 1201 N. 38th, 68503, 466-5055

If you need to make special arrangements, call one of the above contact people.

RAFFLE TICKETS

If you have any unused tickets, please turn them back into Linda. If you don't want to sell your tickets, return the book to Linda. Linda Mager, 2406 North 75, 464-0842.

ARE YOU PROCRASTINATING!

It's time to get your registration forms in for our quilt show, March 18-20. Do you have a friendship block quilt, challenge, progressive, red/white/black, wall, miniature, crib, full-size quilt, a doll, quilted clothing? These are all categories in which to enter your quilts.

Check your entry form that was included in the October PLAIN PRINT for details and send in your registration. If you have misplaced yours, contact Carol Curtis for another. You may copy the form. If you cannot photograph your quilt, contact Kathi Kinnaman. she has offered to do it for you.

If you would like to volunteer for a committee to help at the show, let me know and we'll get you hooked up with the right people. It's really a fun way to meet people and maybe learn some new things.

Have you started on your auction item yet? We haven't had one for a few years, so it'll really be a fun time.

LET'S ALL GET INVOLVED!

Connie Strobe, 423-7375



News and Info

QUILT SHOW AUCTION

Date: March 19, 1994

Time: 5:30 PM

Place: Cotner Center Dining Room, 1540 North Cotner Blvd, Lincoln, NE 68505

Please bring your quilt auction donation item(s) to the February meeting and give to Kathi Kinnaman, so we can display them for all to see.

Explanation and Details

The 1994 Quilt Show Auction is an event which will raise revenue for the funding and maintenance of the Lincoln Quilters Guild Resource Room and provide a "seed" fund for future quilt shows.

The QUILT AND DOLL AUCTION will be held during the 1994 Quilt Show. Col. Linda Underwood of Exeter, Nebraska, will be our auctioneer and Gloria Hall will be our clerk. The live auction will begin at 5:30 PM on Saturday night, March 19, 1994, at the Cotner Center, 1540 North Cotner. This is the site of our quilt show.

There will be a small silent auction preceding the larger, live auction.

Quilts donated can be of any size. They may be Tiny, Miniature, Doll, Small, Wall, Crib or Larger. Please put a sleeve on the quilt being donated. We would also love to have Tablerunners, Treeskirts, Jackets, Vests or any quilted clothing. If clothing, please include size.

The quilts and clothing can be pieced and/or applique. They can be tied, hand and/or machine quilted. The choice is yours. We have tried to leave an OPEN field. The DOLLS that we will auction should be of cloth, the style and fabric of your choosing. We hope to have 10 to 20 dolls for the auction. If you would like to make a doll and companion quilt to be auctioned together, that's fine. If you want to donate a doll bed and make a quilt for it, that would be great also.

To encourage members to participate in this event and to add a little fun, the Guild ordered a doll from Annie B. Loom Works of Gibbon, Nebraska, to be used as a prize in a drawing. This is a special doll and created just for our drawing. The rules for this drawing are:

1. Any member donating an item or unit which is auctioned for \$100.00 or more, will have their name placed in a basket for a drawing of this doll. (A unit consists of a doll and companion quilt or a doll bed and quilt.) This drawing will include both the silent auction and the live auction.
2. This special order doll will be given to the maker of the item, not the purchaser.
3. If more than one person works on a project, then only one name will be added to the basket for the drawing. It will be up to the persons or group to decide what happens to the doll.
4. If the auction does not have any item which brings \$100.00 or more, then the doll will be auctioned last.
5. The drawing for this doll will be done after the last item is auctioned.

If you have any questions or suggestions on this information, please call Kathi Kinnaman (488-4295) or Sandy Anderson (483-5496).



NEEDLES AND THREADS



This would be like a Big Sister/Little Sister Program.

The Big Sisters would be the Needles. The Little Sisters would be the Threads. The Needle's role will guide the Threads through the guild.

There would be two organized events:


1. A pot luck - get acquainted meeting in September 1994 at a date to be announced before the September general meeting.
2. In May 1995 a tea.

Some of the things that Needles need to have: A desire to make new friends; a desire to help a new member; a familiarity with the workings of LQG.

Some of the things that a Needle could do: Be a contact person for a new member; Help answer questions about the guild and guild functions (example: What are cuddle quilts? Where is the resource room? etc.); Introduce new members to some of the other guild members; If you don't know an answer to a question, help the new member find a person who can answer.

Some of the things that Threads could do: Want to make new friends; want to learn about the guild; want to become involved with and participate in the guild.

If this is something you would be interested in becoming involved with, please let me know: Sandy Anderson, 5531 LaSalle, 483-5496.



Geranium, Junction Hours

Bring craft items, Thursday, March 17,
10 am to 1 pm - Cotner Center.

HOURS:	THURSDAY	7 pm - 8 pm
	FRIDAY	9 am - 4 pm
	SATURDAY	9 am - 5 pm
	SUNDAY	9 am - 5 pm

Questions: 488-0344.



Cheryl & Chris! Picture this! Your quilts hanging at the Quilt Show!

Debbie, Debra, Deborah . . . however you spell the name the game is the LQG March Quilt Show & Auction!

Hello Dolly! Got your Quilt Ready? Call Kathi!

Diane told Dolores, she told Donna, she called Doni, Doris heard from **Dorothy** who told **Dottie** that the LQG Quilt show and auction is March 20th!

E.D. & Edith were running a race! **Elaine & Eileen** were keeping the pace! **Elizabeth & Ellen** were just saving face! While **Elsie** and **Eunice** took up the chase! **Evelyn** shouted "This We Can Do!" and over the hill popped our own **Emmy Lou!** We'll be ready.

Fay & Florence thought **Frankie** was Best, But **Genie** and **Ginny** beat all the rest! They called Kathi with their completed entry blank!



Gloria said **Grace** while **Gretchen & Gwen** helped **Hazel & Helen** fill out their entry forms for the March show!

Heddy made a teddy to sell at the LQG Quilt/Doll Auction!

Hope springs eternal, **Imagean** sewing machine! Good night **Irene!** Haven't you finished that quilt for the March show yet! Everyone call Kathi!

Jackie, Jacque, Jan & Janeese! If you run into **Janalee** tell her to Pleece send in her entry form for the March show! There are 19 more "J's" on the membership list! If I rhymed them all my mind would twist! Call Kathi! (**Hi Janet, Janiece, Janis, Jaynee, Jean, Jeanie, Jennifer, Joan, Joann, Joanne, Jolene, Jolynn, Joy, Joyce, Judy, Julia, Julie, June, Junerose**)

Karalene, Karen, Kari & Kate! Don't just wait by the garden gate! Get your entry forms to Kathi!

Kathy & Kathleen! Call Kathi! LQG's March show is looming on the horizon!

Kathryn tell us if you know where we can find **Kimico!** We need to tell her to call Kathi about the auction!

LaDonna said to **Lana Jo,** that **Laurie** girl has gotta go . . . to the LQG Quilt Show in March!

I repeat-a **Leonita!** Call Kathi about the auction March 20th!

Libbie, Linda Lois & Liz . . . now that is where the action is! I bet they already have their items in to Kathi for the show!

Minutes of the Jan. 10, 1994 LQG Meeting held at the Seventh Day Adventist Church, 7:30 pm

Minutes of the LQG meeting of Jan. 10, 1994, 7:00 PM held at the Seventh Day Adventist Church.

President Sandy Anderson called the meeting to order and extended a warm welcome to all. The order of business was program, business, and show-and-tell.

Rosie Westerhold introduced June Ryker, Lakewood, CO; who presented the program on "Log Cabin Possibilities." She gave background information on the log cabin and used slides and her own show-and-tell to illustrate how she has expanded the design with curved logs.

The minutes of the last meeting were approved as printed in PLAIN PRINT. Carroll Dischner, treasurer, reported a balance of \$744.97 in the checking account and \$15,708.40 in money market.

Sandy compared the guild with a well-oiled sewing machine that has developed a slight tension problem. She expressed appreciation and understanding of the many hours given by the unpaid volunteers. The PLAIN PRINT has grown much since the first issue in 1979, and the quality is evident. The tension felt concerns the delivery date. The volunteer editors are faced with things beyond their control such as . . . breakdowns of the press and delivery trucks, the 3-7 day hold time on bulk mailings, etc. To give sufficient notice of upcoming events, each PLAIN PRINT contains information well in advance of the current issue. The friendship blocks were printed as a separate issue. The major problem has been with members not meeting the copy deadline which adds a delay. The executive board discussed these concerns. The deadline for material is the night of the meeting and your help is needed to make things run smoothly.

Facilitator, Pat Andersen, made the following announcements:

Sue Volkmer is looking for committee members for next year. The 1994 NE State Fair dates are August 26 - September 5. There is a Pride of Nebraska category. Information on the Mystery Quilt is available.

Joan Biasucci has the T-shirts and sweatshirts which were ordered. Carol Curtis needs the entry forms for quilt show by February 1. Persons are needed to sign up to staff the Resource Room. Pat Hackley is the contact person.

Mona Jean Easter and Hope Partridge announced openings for the Fremont and Kalona bus trips. The Fremont bus trip is February 3, with \$20 payment due by January 14. The Kalona bus trip, April 29-30, requires a \$50 deposit by February 14. Check PLAIN PRINT for further information.

Lois Wilson reported that Lois Gottsch had a heart attack in December. See Lois Wilson if you wish to share in a friendship block quilt or if you wish her address.

Shelly Burge and Lynn DeShon are going to St. Joe, MO, on March 5, for a miniature class at "Bits and Pieces." Contact them if you want to join them.

Joanne Bair and Millie Fauquet have instruction and inventory sheets for selling your crafts at the March show.

Lucy Beezley reported 6 guests who were welcomed by the guild.

Rosie Westerhold announced the following workshops:

Cabin Fever Days, Feb. 12. Your choice of two projects: a market basket or pieced T-shirt or sweatshirt. There is a cost of \$18 for each.

The Country Threads workshop, March 15. Space is limited. The cost is \$25.00 for the Christmas at the Lodge workshop.

June Ryker has patterns available tonight. She will be teaching in Quilt Nebraska.

Lucile Lenz and Virginia Welty announced that sign-up sheets were being passed to white glove at the March show.

Sara Dillow shared information concerning the NE State Quilt Guild's Preservation Project. She announced that Sandi Fox has been employed as Curator/Consultant to work with the 75 state museums. She extended an invitation to meet Sandi in Grand Island on February 18-19 for a reception and workshops. Look for further information in the NE State Guild Newsletter.

Lora Rocke, Challenge/Logo chair, requested designs be submitted to be used in addition to the NE Windmill logo for use on T-shirts, recipe cards, etc.

Connie Strobe, Quilt Show '94 chair, urged persons to register their quilts for the show. Anyone wishing to help with the show should see Connie. An auction will be held on Saturday evening. Turn in raffle tickets to Linda Mager.

Linda Mager, Birthday Party Chair, asked that persons send her their reasons in 50 words or less on "Why I Collect Fabric." The top five will be read at the March meeting.

Cindy Hanzel, chair of Public Education, shared a request from the Acreage for small groups to come out and work on their quilt projects. Sheridan School is looking for quilting demonstrators for April 27.

Becky Haynes awarded the friendship blocks to Gloria Smith. The December friendship block will be open to further participation so blocks can be brought to the February meeting in addition to the February "When You Wish Upon a Star" block.

Sandy announced a Needles and Threads group to be formed next September. The big sisters are the Needles and the little sisters are the Threads. The Needle's role is to guide the Threads through the guild. There will be two organized events: a potluck in September '94, and a tea in May '95. If you are interested contact Sandy or Sue Volkmer.

The Meet-a-Member persons were Wave Hanson, Hearts and Hands afternoon workshop chair, and Mickey Anderson, Evening Stars workshop chair. Some of their workmanship was on display.

It was announced that Kathleen McManis, hostess chair, is still awaiting the arrival of her baby. Betty Dappen, January hostess chair, recognized and thanked her committee.

Following Show-and-tell the meeting was adjourned.

Respectfully submitted,

Lucile Lenz, Secretary.

TREASURER'S REPORT

December 1, 1993 - December 31, 1993

Balance forward November 30, 1993		\$ 1,164.80
Receipts		
Dues	\$ 42.00	
Raffle Tickets	9.00	
Misc.	10.50	
Transfer from Money Market	1,500.00	
	\$ 1,561.50	\$ 1,561.50
Total Receipts		\$ 1,729.48
Disbursements		
Resource Room	\$ 150.00	
Newsletter	90.00	
Yearbook mailing	34.50	
Box rent	17.50	
Retreat expenses	755.51	
Total Disbursements	\$ 1,047.51	1,047.51
Balance December 31, 1993		\$ 744.97

MONEY MARKET ACCOUNT

December 1, 1993 - December 31, 1993

Balance forward November 30, 1993		\$17,175.02
Receipts		
Interest	\$ 33.38	33.38
		17,208.40
Disbursements		
Transfer to Checking	\$ 1,500.00	-1,500.00
		\$15,708.40
ACCOUNTABILITY		
NQA Proceeds	\$ 5,098.92	
Scholarships	621.18	
LQG General Funds	11,488.30	
BALANCE 12/31/93		\$15,708.40



Sally & Sandra, Sandy and Sara . . . call Kathi if you care-a!

Sharon and Shelly said Sherry it's scary! Sheryl & Shirley are acting squirrly! They have their quilts ready for the March show!

Sun-bonnet's Sue, will appeal to you at the Quilt show!

Sonja said to Stephanie, thread your needle and follow me! To the Quilt show!

Teri, Terri, Terry, carry, carry, carry all your quilts to the show!

Verna took Veronica on a trip to Virginia, but Vicky got picky and Wanda sat by the window and Wave at Wilma on their way to the LQG '94 Quilt Show.

Janiece, Emu ready for the show!

BIRTHDAY CONTEST

In 50 words or less describe why you collect fabric. Pictures optional! Please submit by February 28th to Linda Mager, 2406 N. 76th St., Lincoln, NE 68507, 464-0842. Top five winners will be announced at the Birthday Bash in March. Great prizes will be awarded!

Name: _____

Phone Number: _____


I collect fabric because: _____



BACK TO BASICS CLASS

Back to Basics Class meets, Saturday, February 26, 1994 at 9:30 AM in the Resource Room.

Topic: Quilting - Hand or Machine. Class Fee \$5.00. Contact SUE VOLKMER, 7014 238th St., Alvo, NE 68304-1828, phone 781-2896.



Adeline, Agnes, Alice & Ann! Have you followed through with your promised plan? Call Kathi Kinnaman/Quilt Show Co-Chair/488-4295.

Anna Marie . . . We are calling you-ooo-ooo-ooo! Is your project for the quilt auction ready?

Anne & Arlene . . . We don't wanta get mean! What are you donating for the auction?


Mitspieler's Magical Enlarging & Reducing PHOTOCOPY CHART

	1"	2"	3"	4"	5"	6"	7"	8"	9"
1"	100%	200%	300%	400%	500%	600%	700%	800%	900%
2"	50%	100%	150%	200%	250%	300%	350%	400%	450%
3"	33%	66%	100%	133%	166%	200%	233%	266%	300%
4"	25%	50%	75%	100%	125%	150%	175%	200%	225%
5"	20%	40%	60%	80%	100%	120%	140%	160%	180%
6"	17%	33%	50%	67%	83%	100%	117%	133%	150%
7"	14%	28%	43%	52%	71%	86%	100%	114%	128%
8"	12%	25%	37%	50%	62%	75%	87%	100%	112%
9"	11%	22%	33%	44%	55%	66%	77%	88%	100%

Examples: To enlarge 5" to 7", look across from the left column (5") and down from the top row (7"). The percentage is 140%. To reduce 6" to 5", look across at 6" and down at 5". The answer, or percentage, is 83%. "Same size" refers to 100% (4" to 4" equals 100%). 4" to 4-1/2" would be halfway between 4" (100%) and 5" (125%) or 112% on the copy machine.

©1994 Helen Squire

Taken from March 1994 *Lady's Circle Patchwork Quilts*.



Lora & Lori! Don't be sorry! Call Kathi!

Lou, Louise, Lou Ann & Lucile! Come on now let's make a deal! Call Kathi!

Lucy, Lydia & Lynn! Have you turned your entries in?

Marcia & Marge got a charge out of Margrethe, Marion & Marliis who were telling Marilyn, Marjorie & Margaret about the March show! Call Kathi! Shouted Marilyn and Marlene to Martha!

Mary, Mary, quite contrary! How does your quilt block grow? Sew it up with golden thread and get it to the show!

Mattie, Melvia, Metta and Meylonie said to Mickey . . . Quicky! Get your auction items to Kathi!

Millie got silly and Miriam had de-learium, but Molly was jolly when Mona Jeanne (who's never mean!) told Nan and Nancy that Norma Gene took Olive an Opal just to get to enter her quilts in the March show!



QUILTING TERMS

by Lois Wilson

Many quilts call for squares that are made from two contrasting triangles. The short sides of the triangle are on the straight of grain, and the long side is on the bias. There are several methods to speed cut and stitch these squares.

As early as 1974 in Ernest Haight's *PRACTICAL MACHINE-QUILTING FOR THE HOMEMAKER*, he suggests marking the triangles on one piece of fabric, allow for seam allowances, place it on another piece of fabric, and sew the marked diagonal seams. Both layers of fabric are cut as the triangles are cut apart.

Mary Ellen Hopkins, *IT'S OKAY IF YOU SIT ON MY QUILT*, shows the same method, page 21 and calls them PPTs (Perfect Pieced Triangles). She suggested using fabric pieces no larger than 18" x 22". Mark a grid on the light fabric and you will succeed with perfect pieced triangles. There are commercially printed papers available in the quilt shops today, with varying size grids marked on them.

THAT PATCHWORK PLACE Publications, namely, *BACK TO SQUARE ONE*, Nancy J. Martin, and *ROTARY RIOT*, Judy Hopkins and Nancy J. Martin, call these pieced triangles, Bias Squares. Their method is to cut bias strips the width of the desired square, and stitch together in 1/4" seam, and then using a special ruler called a Bias Square, one can be very accurate. The *ROTARY RIOT* book takes this a step further with directions for multiple strips (pages 13 and 14).

Half Square Triangles - Triangles that are half of a square with the short sides on the straight grain of fabric.

Quarter Square Triangles - Triangles that are used along the outside edges of quilts, they have their short sides on the bias and the long side on the straight grain of fabric.

These books are all available in the guild library at the Resource Room.



Pam stood Pat while Patricie talked Paula into tricking Paulette into asking Pegi & Phyllis if Rachel and Retta were gonna-getta their auction items to Kathi!

Rhonda-voood with Roger while Roine roamed with Roma and Rosanne reasoned with ramblin' Rose to get her quilts entered on time!

Roxann with no E called Roxanne with one, but Ruby said Ruth, will you please tell the truth! Have you called Kathi?

March Meeting

March 14, 1994 ● 7:30 pm

Program: Mary Tendall & Connie Tesene
"Show & Tell from *Country Threads*"

Seventh Day Adventist Church,
48th & Prescott, Lower Level

March Hostesses

Sara Haas, Chair	Mary Brooks
Vicky Skuodas	Jan Stehlik
Sue Volkmer	Lois Wilson
Jean Davie	Betty Wolff

Things to Bring:

1. Mug
2. Library Books
3. Name Tag
4. Friendship Block
5. Show & Tell Quilts (especially *Country Threads* inspired)
6. Cuddle Quilt Donations

Light Impressions

Mark Renken
Photography

3800 Old Cheney, Suite 102
Lincoln, NE 68516

(402) 421-8111
FAX (402) 423-6246

Talk to **MARCIA WOHLERS**
about advertising - 489-5218

HOSPITALITY CHAIRPERSON

If you know of a member who should receive a card from LQG for happy news or sympathy, please contact **Lucy Beezley**, Hospitality Chairperson at 488-5817.

Plain Print

Lincoln Quilters Guild
P.O. Box 6861
Lincoln, NE 68501

BULK RATE
U.S. POSTAGE PAID
LINCOLN, NE
PERMIT NO. 1001

