



Volume 41, Number 5

July 2014



**Diane Harris** (Bladen, NE)

**Associate Editor at Quiltmaker**

**Lecture/Trunk show July 14, 2014**

**100 Small Quilts**

“One Hundred Small Quilts” is a trunk show of more than 100 small quilts I have made and collected over the past 30 years. There are doll quilts, hanky quilts, antique quilts, ugly quilts, art quilts and many more. I use the quilts to talk about value, color and design, the evolution of the fabric industry, and my own creative journey from crafty kid to 4-H dressmaker to quilting industry professional. After the trunk show, the quilts will be on display for closer inspection.

I have been sewing since I was nine years old, and one of the few things I enjoy as much as sewing is writing. These two passions merge in the happiest way through my job at QUILTMAKER. Every workday is filled with quilts and words, from many angles. Being part of the team that brings QM to life is a lot of fun—the best job I can imagine!

[http://www.quiltmaker.com/about/diane\\_harris.html](http://www.quiltmaker.com/about/diane_harris.html)

(Quiltmaker Magazine)

<http://www.pinterest.com/quiltmakermag/diane-harris-qm-interactive-editor/>

(Pinterest Board)

### Workshop

### All Dressed Up

July 15, 2014

Learn to make classic Dresden Plate blocks in several sizes and then decide on a project in which to use them. Choose between the full-size All Dressed Up quilt, a fun wallhanging, or diminutive Dresden Plate baskets with

rickrack handles. Another option is to use Dresden Plates in a border. Dresden Plates are great for using up scrap fabrics. Cutting is made easy with acrylic templates (or you can make a plastic template). Leave with a head start on a Dresden Plate project of your choice (you can even design your own if you wish). Watch out, these are addictive!

#### **Lincoln Quilters Guild Quilting since 1973**

Meeting the *second Monday*  
of the month

**2014 March—November  
Gathering at 6:30 p.m.  
Program & Meeting  
at 7:00 p.m.**

College View Seventh-Day  
Adventist Church  
4015 S 49th Street  
Lincoln, Nebraska

*On the Internet at  
[www.lincolnquiltersguild.org](http://www.lincolnquiltersguild.org)*



(registration form on page 4)

**OFFICIAL PUBLICATION  
OF THE  
LINCOLN QUILTERS GUILD  
LINCOLN, NEBRASKA**

Published nine months of the year:  
March, April, May, June, July, August,  
September, October, and November.

**Editor and Layout:**

Lorelee Novak

**Circulation:** Carol Curtis

The deadline to submit articles and  
ads for inclusion in the **Plain Print** is  
the Wednesday following the Guild  
meeting.

**August  
newsletter deadline:  
July 16, 2014**

**ADVERTISING**

**Business Ad Rates:**

A 3½" x 2" sized ad is \$25 for the first  
month and \$20 per month for  
subsequent months.

A 3½" x 4" sized ad is \$40 for the first  
month and \$35 per month for  
subsequent months.

Ads must be camera-ready.

**Classified Ad Rates:**


Any individual may place a classified  
quilt-related ad in the "*Quilters'  
Exchange*" at a cost of \$10.00 for 30  
words. Send exact text for ads.  
Send articles and ads with payment  
(payable to "Lincoln Quilters Guild")  
to:

Lorelee Novak  
2510 Jameson N  
Lincoln, NE 68512  
Email: rjljn@aol.com

**Habitat for Humanity**

Pillowcases are needed! We  
give a wallhanging and pil-  
lowcases to each member of  
the family to "welcome" the  
homeowners to their new  
Habitat home!

We have enough wallhang-  
ings to cover the next few  
months, but additional pillow-  
cases are needed! You may  
want to consider matching  
pillowcases for the couple  
and fun prints for the chil-  
dren, pre-  
schoolers to  
teens!



## President's Message

Hello everyone,

I hope summer is going well for all of you and that you're finding plenty of time for sewing and quilting. Our Quilt Show will soon be here and I'm really looking forward to seeing many beautiful quilts. Our Raffle Quilt will be given away to some lucky person at the show. You can get raffle tickets at the show before the drawing, and remember, buying raffle tickets is a great way to provide financial support to the Guild. There is still a little time left to sign up and help at the show and I know they still need a few more volunteers. I hope to see many of you there. Our July meeting will be right after the quilt show. Hopefully we'll all be rested up and ready for the meeting and class.

I want to give a very special thank you to Ronda Bieber, Margrethe Ahlschwede, Elizabeth Sterns, Kris Vierra, Vicky Skuodas, and Sheila Green. These women opened their sewing studios for our Studio Tour that replaced the June meeting. There were many beautiful quilts on display and great storage ideas and well-designed sewing spaces. Elizabeth's Inventory Room was my favorite spot!

See you at the July meeting, keep stitching !

Linda

## Small Groups

Anyone is welcome to joint these groups



### Day Groups

#### **Piecemakers**

The Piecemakers meet at Bernina Sewing Studio in the Piedmont Shopping Center on the fourth Thursday of each month except November and December. For more information: *Willa Smith* at 402- 420-2422. Please leave a message and I will return your call. Or email me: rswd660@inebraska.com

#### **Ladies of the Lodge**

**The Grand Lodge at the Preserve**  
80th & Pioneers Blvd. • 1:00pm, 3rd WEDNESDAY of the month. Enter North door and take the elevator to the 4th floor lounge. For more information, call Nancy Simmons 423-4947

#### **Cuddle Quilt Workshops**

**College View Seventh Day  
Adventist Church Resource Room**

4108 Prescott Ave. •  
9 am-2 pm • 1st Friday of the month.  
Vicky Skuodas, co-chair person.  
Join us in planning our Cuddle Quilts  
and also to pick up kits to work on  
during the month.

#### **Quilts of Valor**

We will have one meeting place and  
sew-in each month :

1st Sunday: Hancock's, 12:30 to  
4:00pm

[Julia.Schroeder@govf.org](mailto:Julia.Schroeder@govf.org)

[Sara.Kenny@govf.org](mailto:Sara.Kenny@govf.org)

### Evening Groups

#### **The Northeast Lincoln Sew-and-Sews**

Meets the 3<sup>rd</sup> Monday from 6:00-  
8:00 pm at the Anderson Branch  
Library, 3635 Touzalin Ave. For  
more information, contact Kim  
Shelley at 467-4266.

# Lincoln Quiltfest 2014: Colors from the Prairie

July 10-12, 2014

St. Mark's United Methodist Church

Go to [www.LincolnQuiltersGuild.org](http://www.LincolnQuiltersGuild.org) for all the information and updates!

Here is contact information if you have specific questions:

Steering Committee: Carolyn Garner 402-464-7923, Sheila Green 402-483-0453, Mary Swinton 402-423-1022, Pam Rowland 402-261-3193, Lynne Weinhold 402-474-3537, Meylonie Schatz 402-742-5244

Live Quilt Auction: Vicky Skuodas 402-261-6176 or Caroline Forstrom 402-420-5545

Attic Treasures: Phyllis Higley 402-486-3901 or Pat Gormley 402-423-1467

Raffle Ticket Sales: Pam Rowland 402-261-3193

Hanging Quilts: Kathy Conroy 402-421-7111 and Sherri Fandrich 402-730-5107

Quilt Drop-off: Judy Lane 402-466-4541 or Christina Chapman 402-450-1217

Quilt Registration: Lorelee Novak 402-423-3863

Challenge Quilt Registration: Pam Wakeman 402-826-2944 or Gloria Smith 402-489-0062

Admissions: Martha Dennis 402-489-6345 or Kathy Spitsen 402-488-9557

White Glove: Sandy Gruntorad 402-423-5828 or Donna Welte 402-234-7329

Demonstrations/Lectures: Shirley Chaffin 402-421-3728

Kids Quilt: Jean Ang 402-430-4578 or Barb Clement

Outreach: Lynne Weinhold 402-474-3537

Publicity: Sheila Green 402-483-0453

Scavenger Hunt: Mary Werner 402-730-6334

Vendor Mall: Joan Yoder 402-421-8132 or Sheila Green 402-483-0453

Quilt Take-Down: Sue McKee 402-483-1783

## Schedule of Events

- July 1 Quilt Registration Deadline  
July 8 7:30am-7pm Quilt Drop Off at St. Mark's United Methodist, 84 & Pioneers  
July 9 9am-5pm Hang show  
July 10 9am-8pm Show open to public!  
1:30, 2:30 and 3:30 Demonstrations  
July 11 9am-8pm Show open to public!  
1:30, 2:30 and 3:30 Demonstrations

- July 12 9am-3pm Show open to public!  
1pm Live Auction! Drawing for Raffle Quilt at conclusion  
3pm-4pm Quilts taken down, Vendor Mall take down  
4pm-6pm Quilt pick up by members-after all quilts are down!

## Lectures & Demonstrations

**July 9-10** (Thurs.-Fri.) Same schedule both dates!

- 1:30 pm "A New Way to Appliqué" with Sandy Anderson  
2:30 pm "Men Who Piece and Quilt" Panel Discussion  
3:30 pm "Show & Tell" with AccuQuilt

## Support our Quiltfest Vendors:

**Among Friends**, Topeka, KS,  
**Calico Cottage**, Hastings NE,  
**Hudson Bowls**, Seward NE,  
**Sew Long Ago**, Papillion NE,  
**Just Sew**, Wayne NE,  
**Just Wright Sharpening**, BRING Scissors & Knives to be sharpened!, Lincoln,  
**More Sew for You**, Omaha,  
**Tanzanian Treasures**, Omaha,  
**Quilts & Textile Collections**, Overland Park KS,  
**Sew Be It**, Hebron NE,  
**Jewelry by J. Elizabeth**, Lincoln,  
**Show Me Quilting**, Raytown, MO,  
**Quilt Cabin**, Colby, KS  
and Lincoln Quilters Guild "Attic Treasures!"

**QUILT SHOW**



## Lincoln Quilters Guild Quilters' Creative Spaces

### Studio Tour

LQG sponsored a studio tour on Saturday June 7. Studios of six Guild members featured the artists' quilts and creative spaces. In addition, LQG community outreach projects and LQG QuiltFest displays impressed visitors at each studio. Three local quilt shops also offered

special activities during the day for studio tour guests.

Though the day began with a bit of rain, the weather cooperated and nearly 140 guests toured the studios.

#### Studios featured:

Elizabeth Sterns  
Margrethe Ahlschwede  
Ronda Bieber

Sheila Green  
Vicky Skoudas  
Kris Vierra

#### Shops participating:

Cosmic Cow  
Calico House  
Sew Creative

Thanks to all who volunteered their studios and volunteered to help make the studio tour a fun and successful activity.

### Studio Tour Thank You!

A HUGE thank you to the ladies who helped in our home or lent doll quilts and beds to augment my collection. We had 166 guests and helpers, including the Gallivanting Grannies. Watch the Country Register (likely August edition) for photos of some of the homes in the tour. It was a lot of work getting ready, but a really fun day to visit with so many friends and fellow quilters!

*Sheila and Ken Green*



### July 15, 2014 Class Registration

### Offering: *Diane Harris* teaching "All Dressed Up"

#### Date/Time/Cost: Tuesday July 15, 2014

9:00am – 4:00pm

Guild Members: \$30 per person

Non-Members: \$40 per person

Teacher is providing pattern and template

#### Location: College View Seventh-day Adventist Church

49th & Prescott Ave

Come in door Number 2 (south ground level)

Your name: \_\_\_\_\_

Your address: \_\_\_\_\_

Your phone # Daytime \_\_\_\_\_ Evening \_\_\_\_\_

Email: \_\_\_\_\_

Guild member: Yes \_\_\_\_\_ No \_\_\_\_\_

#### Send check payable to LQG to:

Sara Kenny, 21902 A Street, Eagle, NE 68347 \* (402) 960-6560\* [sarakenny@yahoo.com](mailto:sarakenny@yahoo.com)

Please make check for the amount of the class only.

### Santa Socks 2014

Here are some suggested donations to fill those socks: BACKPACKS, BAGS, BIKE LOCKS, HAND WARMERS AND FOOT WARMERS.

We hope you will be making Santa socks and bags throughout the year so we will have enough by the November meeting.

Remember, you can bring your donation to any guild meeting during the year. There will be totes near the South doors for you to deposit your items in.

Thank you for your support!

Joan Ogle & Ginny Harvey  
Santa Sock Committee



### VA Coffeehaus

QOV has partnered with the VA volunteers group to identify local vets who might need a Quilt of Valor. We are meeting with this group each month at the VA Coffeehaus, and we try to award at least one QOV each month. Anyone interested in joining, please contact Julia Schroeder ([julia.schroeder@govf.org](mailto:julia.schroeder@govf.org)) or Sharon Minear

### Block Drive

The 2014 QOV block pattern is available now at the following link:

<http://www.govf.org/content/2014-govf-block-drive-pattern.html>

Blocks should be turned into the QOV table at Guild meetings no later than July 2014. Make as many blocks as you want! Thank you.

## LQG Treasurer Report - May 2014

Beginning Cash Balance 5/1/14 \$ 37,137.73

### RECEIPTS

CD interest	\$	9.21
Checking Interest	\$	0.51
Membership`	\$	115.00
Mini Raffle Quilt	\$	91.50
Programs and Classes	\$	550.00
Quilt Show 2014		
Live Auction	\$	10.00
Vendors	\$	350.00
<b>TOTAL RECEIPTS</b>	<b>\$</b>	<b>1,126.22</b>

### DISBURSEMENTS

#### 1. Operations Expenses

Insurance and Bonding	\$	30.41
Meeting Room Rent	\$	200.00
Newsletter Printing and Postage	\$	95.23
PO Box Rental	\$	62.00

#### 2. Educational Services

Programs and Classes	\$	524.01
Quilt Show 2014	\$	13.03

#### 3. Community Service

Cuddle Quilts	\$	27.16
<b>TOTAL DISBURSEMENTS</b>	<b>\$</b>	<b>951.84</b>

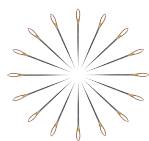
**NET CASH IN/(OUT)** \$ 174.38

Ending Cash Balance 3/31/14 \$ 37,312.11

Current Checking Balance \$ 12,117.81

Current CD Value (next maturation date 9/4/2014) \$ 25,194.30

**Total Cash 2/31/14** \$ **37,312.11**



International Quilt Study  
Center & Museum

Be sure to check out the newest exhibition on display at the International Quilt Study Center & Museum. "Modern Marvels: Quilts Made from Kits, 1915-1950," opened on June 6. "We're excited to share some excellent examples of this very popular style with our visitors," said Marin Hanson, IQSCM Curator of Exhibitions. "Quilts made from kits are recognized as a hallmark of the early 20th century, an era when quilting was at a zenith. Many people today still remember older relatives making quilts, a great number of which were likely made from commercially produced kits." In the 1920s and 1930s, quilt kits were new on the market and seen as a modern, time-saving way to make well-designed bedcoverings. Kits included ready-made sets of

die-cut pieces for applique and pieced quilts.

"Modern Marvels: Quilts Made from Kits" features some of the designers, companies and publications that were well-known for their kits during this time period. The exhibition will include pieces from Marie Webster, Anne Orr and other famed designers from the era.

IQSCM International Advisory Board Member Xenia Cord will present, "A Whole New Light: The Significance of 20<sup>th</sup> Century Kits" on June 24 at 12 p.m.

For more information about this and other upcoming exhibitions visit [www.quiltstudy.org](http://www.quiltstudy.org).

**August Program** **Monday August 11, 2014**  
**Mary Johnson of HeartStrings Quilt Project**  
Lecture: *The Heartstrings Story*

[Blog.maryquilts.com](http://Blog.maryquilts.com)

[HeartStrings Quilt Project](http://HeartStringsQuiltProject.com)

[MaryQuilts.com website](http://MaryQuilts.com)

Mary (Mollie) Johnson is a self-taught quilter with a focus on blogging, designing, knitting and organizing the HeartStrings Quilt Project.

Heartstrings is an online group of quilters who have joined together to make and donate String Quilts to local charitable organizations. Members contribute to group quilts through donating blocks, assembling and quilting tops.

"The HeartStrings Quilt Project grew out of a casual exchange of postings to the Stashbuster Yahoo group in December 2006. Focused on using our fabric stashes, a number of us expressed interest in getting involved in making quilts to be donated to various charities. At first, it was intended to be a short term initiative, but the interest from members of the group was very strong, so the idea was enlarged to accommodate quilters of all levels of experience, living in different parts of the world, and making string quilts over an extended period of time."

### **Class (Monday August 11, 2014): String Blocks**

String Blocks are the foundation (no pun intended) for Heartstrings Quilts. In this class, we will learn how to make string blocks and how to use those scraps, strings, and bits of fabric we all seem to have leftover after making other quilt projects, from which we will create beautiful and comforting quilts to donate to causes near and dear to our hearts.

Mollie will share tips on how to create string blocks, assemble string blocks into quilts, and how to incorporate sashing into string block quilts. She will also share tips on how to organize strings and design our own string quilts

#### **Supply list:**

**10 inch square foundations. Muslin or other 100% cotton foundations are acceptable. When using a foundation other than muslin make sure it's not going to shadow through your strings.**

48 foundations will make an adult size lap quilt that is 54x72 inches

24 foundations will make a small child size quilt that is 36x54 which can be enlarged by adding a small border if desired.

**(con't on page 6)**



## Martha's 2 Day Amish Quilt Tour to Jamesport & Hamilton Missouri



Friday & Saturday, September 12 & 13

Day 1 — We will travel through the beautiful rolling hills of Missouri to Jamesport for an Amish lunch. After lunch we will go on a guided tour to visit some Amish sights and have the opportunity to see quilt demonstrations. Our last stop will be the Quilt Barn and Bakery. We will travel to Chillicothe for dinner and will stay the night at the Comfort Inn & Suites.

Day 2 — After breakfast we're to Hamilton and the Missouri Star Quilt Company. They have lots of fabric between their 4 different stores. In the old city Library, across the street, you can observe the long arm quilters at work. Not to worry there will be tons of room on the motorcoach for your purchases. If interested, you can visit the J C Penny museum. Hamilton is his childhood home.

**\$330 double — \$375 single — Payment due by August 5**

### Hall Tours, Ltd.

3210 Calvert St., Lincoln, NE 68502

**For Reservations Call 402-770-7325**

**or you can email [halltours@reagan.com](mailto:halltours@reagan.com)**

visit our Website: [www.halltours.com](http://www.halltours.com)

**Tour Price Includes:** Motorcoach transportation, 1 Night Hotel stay, 1 Breakfast, 1 Lunch, 2 Dinners, Coffee, Muffins, Free Water, Hall Tours Escort and of course Martha's Turtles.

PAID ADVERTISEMENT

### August String Block Class con't

1 yard will provide centers for a 48 block quilt. ( If I'm using a single fabric and wish to bind the quilt in it also I start with 1 and 1/2 yards)

**A variety of leftover strips and strings from 1.5 to 3 inches wide.**

Make sure you have wider strings for the corners or you can do as I do and cut 5 inch squares on the diagonal and use these triangle pieces on the corners.

**Sewing machine, thread, scissors, pins**

**Rotary cutter, rotary cutting mat,**

**Rulers (9 1/2" square ruler would be very helpful but is not required); the blocks will be squared up, however so a square ruler larger than 9 inches is needed**



### August 11, 2014 Class Registration

**Offering: Mary Johnson teaching "String Blocks"**

Mary's website: [Blog.maryquilts.com](http://Blog.maryquilts.com)

**Date/Time/Cost: Monday, August 11, 2014**

9:00am – 4:00pm

Guild member \$20 per person Non-Guild member \$30 per person  
(no kit fee)

**Location:** College View Seventh-day Adventist Church, 49<sup>th</sup> and Prescott Ave  
Come in door number 2 on the south ground level

**Your name:** \_\_\_\_\_

**Your address:** \_\_\_\_\_

**Your phone # Daytime \_\_\_\_\_ Evening \_\_\_\_\_**

**Email:** \_\_\_\_\_

**Guild member: Yes \_\_\_\_\_ No \_\_\_\_\_**

**Send check payable to LQG to:**

Sara Kenny, 21902 A Street, Eagle, NE 68347 \* (402) 960-6560\* [sarakenny@yahoo.com](mailto:sarakenny@yahoo.com)

Please make check for the amount of the class only.

If you do not have email, please include a business-sized stamped self-addressed envelope so we can send you the supply list for class



Lincoln Quilters Guild  
P.O. Box 6861  
Lincoln, NE 68506

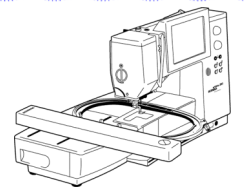
## 2014 LQG Officers

<b>President –</b>	<i>Linda Daiker</i>
<b>Vice President –</b>	Sara Kenny & Mary Sedlak
<b>Secretary -</b>	Wilma Daddario
<b>Treasurer –</b>	<i>Marsha Conley</i>
<b>President-elect –</b>	Kathy Spitsen
<b>Vice President-elect –</b>	<i>Barb Brown &amp; Joyce Pope</i>
<b>Treasurer-elect –</b>	Carolyn McCall
<b>Advisor –</b>	<i>Sandy Anderson</i>

Thank you to our advertisers  
who help support  
this newsletter publication.  
Let your talents be known here.

**BERNINA<sup>+</sup>**  
**Sewing Studio**

- Bernina Sewing and Embroidery Machines and Sergers
- BSR – Bernina Stitch Regulator
- Horn Sewing Cabinets
- Machine Repair



**BERNINA<sup>+</sup>**  
Nothing Sews Like a Bernina. Nothing.

1265 S. Cotner Blvd, # 27 • Lincoln, NE 68510  
402-423-3108

Check our website for our latest class offerings: [www.berminabuzz.com](http://www.berminabuzz.com)

**PAID ADVERTISEMENT**