



**Volume 40, Number 6**

**May 2013**

**May 13, 2013**

**Elaine Martin**

**Presentation: Trunk Show**

Elaine and her husband, Jim, retired to Lincoln over four years ago after living 43 years in North Platte. They have three married daughters and four grandchildren. Elaine's primary occupation has been that of a wife, mother and homemaker, but her secondary one is that of a quilt artist. She has designed and made traditional and contemporary quilts for many years. Elaine also works with quilt restoration and preservation. Her workshops, lectures and trunk shows all have an emphasis on color, design and using your own creativity. She is a past president of the Nebraska State Quilt Guild and has a long-time involvement with the International Quilt Study Center and Museum. For Elaine quilting is not just a hobby or a job, it is a passion.

**Class: Tuesday May 14, 2013**

**Lois Wilson and Diane Deahl: What's In Your Design Box?**

**Fee: \$30**

Here are some of the questions you may have in your box.....

I have an idea for a quilt but I can't find a pattern. Where do I start? Where do I find inspiration for color combinations, design, pattern, embellishments? How do you add little extras to a quilt like piping along the border, or bias stripe binding? Bring these questions and others to this workshop.

We will show you what answers we keep in our boxes of quilting tips, tricks and techniques to jump start the quilt design process and to add individuality to our quilts.

Design Workshop Supply List:

Design Board: 20" x 30" foam core board with white or off-white flannel or quilt batting pinned/stapled to the front.

Fabric: A MIXED BAG of 2" squares--cut four squares from each of a variety of 20 fabrics. You will be keeping some and sharing some, so cut accurately. Choose fabrics from small, medium, and large prints; light, medium, and dark values; and a variety of fabric patterns such as stripes, plaids, florals, textures,

dots, etc. Some that might prove helpful include a yellow print, a gold print, a bright red, a dark red, and a turquoise square.

Two one-yard pieces of fabric, maybe your favorite or one you bought just because you like it but aren't sure what to do with it. These pieces will NOT be cut or shared; they will be used to audition for borders or backgrounds.

Glue stick

Notebook or design journal (if you have one) and pencil or pen

Cutting instruments, either scissors or rotary cutter with small mat and ruler

Also, bring your questions and a project in process that might need suggestions from others.

Optional:

Digital camera and/or iPad. Check your User's Guide to see if you can view a photo in black-and-white on your device.

Reducing lens, if you have one.

**See page 6 for registration form for this class.**

**Reminder: June 10, 2013** Guild meeting will be at the International Quilt Study Center and Museum with an Ice Cream Social and presentations by 2 prior LQG scholarship winners. **No June class.**

**OFFICIAL PUBLICATION  
OF THE  
LINCOLN QUILTERS GUILD  
LINCOLN, NEBRASKA**

Published nine months of the year:  
March, April, May, June, July, August,  
September, October, and November.

**Editor and Layout:**

Lorelee Novak

**Circulation:** Carol Curtis

The deadline to submit articles and  
ads for inclusion in the *Plain Print* is  
the Wednesday following the Guild  
meeting.

**June 2013  
newsletter deadline:  
May 15, 2013**

**ADVERTISING**

**Business Ad Rates:**

A 3½" x 2" sized ad is \$25 for the first  
month and \$20 per month for  
subsequent months.

A 3½" x 4" sized ad is \$40 for the first  
month and \$35 per month for  
subsequent months.

Ads must be camera-ready.

**Classified Ad Rates:**

Any individual may place a classified  
quilt-related ad in the *"Quilters'  
Exchange"* at a cost of \$10.00 for 30  
words. Send exact text for ads.  
Send articles and ads with payment  
(payable to "Lincoln Quilters Guild")  
to:

Lorelee Novak  
2510 Jameson N  
Lincoln, NE 68512  
Email: rjljn@aol.com

**Lincoln Quilters Guild  
Quilting since 1973**

Meeting the *second Monday*  
of the month

**2012 September—November**

**2013 March—November**

**Gathering at 6:30 p.m.  
Program & Meeting  
at 7:00 p.m.**

College View Seventh-Day  
Adventist Church  
4015 S 49th Street  
Lincoln, Nebraska

*On the Internet at  
www.lincolnquiltersguild.org*



**President's Message**

Spring is trying to get here. As I am writing this the weather forecaster is predicting the possibility of snow and severe weather, yet I have daffodils blooming in my yard. I think the best forecast I have heard was when the forecaster said "Tonight it will be dark and tomorrow it will be light", and he was not wrong.

I am getting excited after hearing about the plans for the 2014 Quilt Show. A new venue, new dates and a new show schedule. It means it is time to start working on some new quilts or finishing what is already

started even if it is just on graph paper.

I have heard so many say "while I am spring cleaning I am trying to downsize". Usually things go pretty well for me til I hit my sewing room. I will uncover forgotten projects that I get excited about and want to finish....someday. Then again I will find a project that I think "Why in the world did I ever start this, the colors are wrong, the design is horrible and I will never finish it". That item will go on the garage sale pile or the pile for the white elephant table at the next retreat. A few years ago I had a cat, Fluffy, who was a great help. He would take blocks or pieces of fabric and bury them in his litter box. I got the idea he didn't like them and I must admit he had pretty good tastes. Now my cat Maggie shows her feeling by if she can sleep on it, it is good. My dogs, Shilo and Dixie don't really care. Shilo has eaten some scrapes and chewed up a few fat quarters. I think he doesn't care for yellows. I hope whatever your spring schedule is that you take time to enjoy what you like, have time to relax and can banish stress. Remember that stressed spelled backwards is deserts.

See you in May.

*Sandy Anderson*

**Small Groups**

Anyone is welcome to attend these groups.



**Day Groups**

**Piecemakers**

The Piecemakers small group meets at Bernina Sewing Studio at 1501 Pine Lake Road, Suite 12. We meet on the fourth Thursday of each month except November and December. For more information: *Willa Smith* 402- 420-2422. Please leave a message and I will return your call. Or email me: rswd660@inebraska.com

**Ladies of the Lodge**

**The Grand Lodge at the Preserve**  
80th & Pioneers Blvd. • 1:00pm, 3rd WEDNESDAY of the month. Enter North door and take the elevator to the 4th floor lounge. For more information, call Nancy Simmons 423-4947.

**Cuddle Quilt Workshops**

**College View Seventh Day Adventist Church Resource Room**  
4108 Prescott Ave. • 9 am-2 pm • 1st Friday of the month. Vicky Skuodas, co-chair person. Join us in planning our Cuddle Quilts and also to pick up kits to work on during the month.

**Quilts of Valor**

Meets the 1<sup>st</sup> Sunday of the month from 12:30-4:00 pm

**at Hancock's Fabrics**  
6800 P Street.

Contact Sara Kenny at [sarakenny@yahoo.com](mailto:sarakenny@yahoo.com) or Julia Schroder at [jschroeder@inetnebr.com](mailto:jschroeder@inetnebr.com) if you have questions.

**Evening Groups**

**The Northeast Lincoln Sew-and-Sews**

Meets the 3<sup>rd</sup> Monday from 6:00-8:00 pm at the Anderson Branch Library, 3635 Touzalin Ave. For more information, contact Kim Shelley at 467-4266.

**New Group!**

Looking for women to help me start a contemporary fiber art group. If you enjoy the magazines *Quilting Arts* or *Cloth Paper Scissors* this is the group for you! Fun new techniques to try. Please call or E-Mail : Vicky Bedell. 402-477-1063.

[Vickykayb@hotmail.com](mailto:Vickykayb@hotmail.com)

# Minutes of the Lincoln Quilters Guild - April 8, 2013

## College View Seventh-Day Adventist Church - Lincoln, Nebraska

President Sandy Anderson called the meeting to order at 7 PM with a welcome.

Vice-president Vicky Skuodas introduced speaker Deb Karasik of Durham, NC, who presented a Trunk Show of her colorful foundation pieced quilts.

The business meeting was convened at 7:45 PM. There being no additions or corrections, the Minutes of the March 2013 meeting were approved as printed in *Plain Print*, and the Treasurer's report was remanded for audit.

**Old Business:** None

**New Business:** President Sandy Anderson introduced the 2014 Quilt Show Committee, led by Carolyn Garner and including Mary Swinton, Melonie Schatz, Lynne Weihold, and Pam Rowland. Carolyn announced that the theme of the show will be "Colors from the Prairie." The location is St. Mark's Church at 84<sup>th</sup> and Pioneers. The show dates are July 10-12, from 9 AM – 8 PM on Thursday and Friday and 9 AM – 4 PM on Saturday. The Live auction will be held on Saturday at 1 PM. The raffle quilt will be unveiled at the May meeting.

Vice President Vicky Skuodas remarked that the binding class offered by Deb Kasarik was very successful, and that there are still spaces in Deb's April 9 foundation piecing class. The May program is a Trunk Show by Elaine Martin. The May workshop will be presented by Lois Wilson and Diane Diehl. It is open to all levels of skill and experience and will focus on design, including color, fabrics, and finishing techniques that individualize quilts. The supply list will be posted on the LQG website. The June program will be held at the International Quilt Study Center & Museum. In addition to an ice cream social, members will hear presentations by past LQG scholarship recipients. Jonathan

Gregory will speak on Ernest Haight and Janet Price will be talking about Grace Snyder.

**Announcements.** President-elect Linda Daiker made the following announcements:

A thank you note was received from St. Elizabeth Foundation for cuddle quilts.

Flyers can be found on the Bulletin Board table for the June 7-9 Rapid City quilt guild show; everyone is invited to enter or attend.

Nebraska State Quilt Guild is holding a free Quilt Gathering on Saturday, May 4 at the Eastridge Presbyterian Church in Lincoln. Diane Duncan Thomas is the featured presenter.

Contact Marilyn Rembolt to see photos of items that are for sale to benefit a church group in Albion, NE.

A clip board is circulating to sign up greeters.

Linda also welcomed four guests.

**Other.** Sara Kenny and Julia Schroeder, chairs of Quilts of Valor, showed a variety of quilts that had been made for this service project. Sara remarked that this was the fourth year of guild participation, and that more than 200 quilts had been made by LQG members. She noted that QOV began in 2003 and since then 83,350 quilts had been awarded to service members touched by war. She listed ways in which members could participate: make a quilt; make a presentation pillowcase in red, white, and blue fabrics; make a 10<sup>th</sup> anniversary block; quilt and bind a quilt; donate 4 yards of backing fabric; and remember the courageous men and women who serve in defense of our country.

IQSCM Liaison Wanda Hein reported that the 6<sup>th</sup> Biennial Symposium will be held at the International Quilt Study Center & Museum at the end of April. Some of the activities are free and open

to the public. For more information see the April *Plain Print* and the local newspaper.

Gloria Smith and Pam Wakeman presented the new friendship block, which is to be executed in contrasting blue or green fabrics. The drawing will be held in May.

Barb Brown and Kathy Spitzen conducted the Mini-Raffle, with proceeds of \$51.50 going to the Cuddle Quilt service project. Susan Russel won all three drawings. The first included Case County Barn Quilt cards with photos by Kathy Cather, two books by Stephanie Grace Whitson, and a pin cushion. The second included a quilt book, patterns, and a pin cushion. The third included cross stitch projects, supplies, patterns, and a pin cushion.

The Nebraska City guild's raffle quilt was on display and raffle tickets available for purchase from Sue McKee.

Meeting adjourned to Show and Tell at 8:15 PM.


Minutes submitted by Barbara Caron, LQG Secretary

### May Holders and Folders

Sandra Wade  
Jan Hunt  
Margie Propp  
Caroline Forstrom

### May Greeters

LaDonna Pankoke  
Jean Ang  
Ellie Chambers



## An Evening with Ricky Tims! "A Quilter & His Music"



FRIENDS of the International Quilt Study Center & Museum invite you to An Evening with Ricky Tims to benefit the museum. Ricky Tims is a musician, composer and contemporary quilter. Ricky will present a piano concert paired with images of his quilts on Friday, June 7, 8:00 pm. Tickets are just \$40 each. To purchase a ticket, mail your check (made out to FRIENDS of the IQSCM) to Sheila Green, 7950 Cooper Ave., Lincoln, NE. 68506, purchase from a FRIENDS' Board member or at the May LQG meeting. The museum will be open for First Friday at 4:30 pm, so come early to enjoy the exhibitions before the concert. This is the opening night of a must see exhibit, "The Engineer Who Could: Ernst Haight's Half Century of Quilting."

### DISCOVER NEBRASKA

Help us share our love of quilting with the next generation of quilters!

Discover Nebraska is looking for additional volunteers to help in the classrooms. We would love to have you come and observe to see if this is something you'd like to do. You set your own schedule, help as much or as little as you're able. Our schedule is on our website:

[www.DiscoverNebraska.org](http://www.DiscoverNebraska.org)

Contact me if you'd like to check us out! There are 11 presentations to choose from in May! You can also stop by the Discover Nebraska table before or after our guild meetings to view our schedule. We hope you'll join us!  
Sheila Green

### Plain Print by Email

To help defray the cost of postage, we have a Yahoo Group named *LincolnQuiltersGuild* on the internet. We're trying to make it easier for *Plain Print* and other important messages to be sent out to LQG members.

Each person who signed up to receive Plain Print by email will receive an email from [PlainPrint@LincolnQuiltersGuild.org](mailto:PlainPrint@LincolnQuiltersGuild.org)

It will have a link to click on that takes you straight to the LQG web site Newsletter page. You select the newsletter you want to print. Click on the link. It loads on Adobe Reader. You can read or print it.

IF YOU DID NOT RECEIVE YOUR PLAIN PRINT VIA THIS EMAIL METHOD, PLEASE EMAIL KATE LAUCOMER at [katequilt@gmail.com](mailto:katequilt@gmail.com) AND LET HER KNOW.

## Habitat for Humanity

Habitat for Humanity was the featured project for Quilts for Community held at the IQSCM on April 13, 2013. 6 ladies completed 10 wallhangings for new Habitat for Humanity home owners!

Lincoln Quilters Guild has partnered with Habitat since 2006. In 2006, we donated 10% of the Quilt Show Auction proceeds to Habitat (\$529.50). Through the years, we have donated 72 wallhangings, 22 bed sized quilts and made a queen size quilt that was raffled and raised \$6,145 for Habitat!

The wallhangings are presented to the family at each home's dedication.

Thanks to all who helped: (pictured left to right) Sheila Green, Shirley Chaffin, Cheryl Kupinski, Lori Duffek, Lynne Weinhold and Pat Gormley.



### New At Lincoln City Libraries

Quilt-related items are continually added to the collection at Lincoln City Libraries. The following items have recently been acquired and may be requested/checked out. Requests are free of charge. To request one or more items from the list below, call the Circulation Department at 402-441-8530, contact or visit your favorite Lincoln City Libraries' branch, or visit the library online at

[www.lincolnlibraries.org](http://www.lincolnlibraries.org).

#### How-To

**Barn Quilts and the American Quilt Trail Movement** by Suzy Parron and Donna Sue Groves (c2012).

**Beginner's Guide to Free-Motion Quilting: 50+ Visual Tutorials to Get You Started -- Professional-Quality Results on Your Home Machine** by Natalia Bonner (2012).

**Best of Fons & Porter: Star Quilts** by Marianne Fons and Liz Porter (c2012).

**Best of Fons & Porter: Tips & Techniques** by Marianne Fons and Liz Porter (2012).

**Bright & Bold Cozy Modern Quilts** by Kim Schaefer (c2012).

**Color Block Quilts** by Judith McCabe (c2012).

**Cozy Wool Appliqué Pillows: 8 Embroidery Embellished Designs** by Elizabeth Angus (c2012).

**Embellish Me: How to Print, Dye, and Decorate Your Fabric** by Laurie Wisbrun (c2012).

**Embroidered Memories: 375 embroidery designs – 2 alphabets – 13 basic stitches – for Crazy Quilts, Clothing, Accessories** by Brian Haggard (2012)

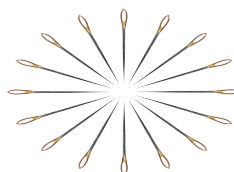
**Field Guide to Fabric Design: Design, Print & Sell Your Own Fabric: Traditional & Digital Techniques for Quilting, Home Dec & Apparel** by Kimberly Kight (2011).

**Fresh Perspectives: Reinventing 18 Classic Quilts from the International Quilt Study Center & Museum** by Carol Gilham Jones and Bobbi Finley (c2012)

**Fun Quilts for Kids** by Fons & Porter (2012).

**Hexa-Go-Go: English Paper Piecing: 16 Quilt Projects** by Natasha Bruecher (c2012).

**LQG Treasurer Report - March 2013**



**International Quilt Study Center & Museum**

Beginning Cash Balance 2/28/13 \$ 41,641.32

**RECEIPTS**

	\$	
Checking Interest	0.68	
Mini Raffle for Cuddle Quilts	\$ 80.50	
Membership	\$ 295.00	
Misc income	\$ 2.00	
Newsletter Advertisements	\$ 65.00	
Programs and Classes	\$ 960.00	
<b>TOTAL RECEIPTS</b>	<b>\$ 1,403.18</b>	

**DISBURSEMENTS**

1. Operations Expenses	\$	
Insurance and Bonding	30.41	
Meeting and Resorce Room Rent	\$ 200.00	
Newsletter Printing and Postage	\$ 151.17	
2. Educational Services	\$	
Fall Retreat	50.00	
Programs and Classes	\$ 2,173.55	
3. Community Service	\$	
Cuddle Quilts	\$ 166.82	
<b>TOTAL DISBURSEMENTS</b>	<b>\$ 2,771.95</b>	
<b>NET CASH IN/(OUT)</b>	<b>\$ (1,368.77)</b>	

Ending Cash Balance 3/31/13 \$ 40,272.55

Current Checking Balance \$ 15,125.20

Current CD Value (next maturation date 11/4/2013) \$ 25,147.35

**Total Cash 3/31/13 \$ 40,272.55**

The International Quilt Study Center & Museum at the University of Nebraska-Lincoln has recently had some exciting developments. On April 24, the Robert and Ardis James Foundation made a gift to the University of Nebraska Foundation, which will go toward a building expansion of Quilt House and establish an endowment for the Ardis James Executive Director of Quilt House. Construction on the expansion will begin later this year. The IQSCM also received accreditation from the American Alliance of Museums. This is the highest recognition a museum can receive in the U.S.

**Upcoming Events**

**May 3: First Friday, 4:30-7 p.m.**, International Quilt Study Center & Museum, 1523 N. 33<sup>rd</sup> St., Join us for free admission, children's activities and a special viewing of art created by Clinton Elementary School students with local artist Carrie Strope Sohayda. For more information visit [www.quiltstudy.org](http://www.quiltstudy.org).

**May 11: Workshop, 1-4 p.m.**, International Quilt Study Center & Museum, 1523 N. 33<sup>rd</sup> St., Join Instructor Jay Rich for a workshop on various indigo dyeing methods. Price: \$18 for museum members, \$26 for non-members. Visit [www.quiltstudy.org](http://www.quiltstudy.org) for more information.

**May 19: Quilt Identification Day, 1:15 p.m.**, International Quilt Study Center & Museum, 1523 N. 33<sup>rd</sup> St., Staff and trained volunteers examine quilts and offer information about patterns, fabrics, styles and estimated age. Call 402-472-6549 to reserve a time slot. Cost is \$15 per quilt, plus museum admission for non-members, and \$10 per quilt for museum members.

**May 25: Open Sew, 10:30 a.m. – 2 p.m.**, International Quilt Study Center & Museum, 1523 N. 33<sup>rd</sup> St., Quilters are invited to spend a few hours sewing at the museum. We provide space and free admission for the day. In return, IQSCM visitors will have the benefit of observing quilting activities first hand. Free. Call 402-472-6549 for more information.

**May 26: Book Club, 1:15 p.m.**, International Quilt Study Center & Museum, 1523 N. 33<sup>rd</sup> St., Join us for a discussion of "Round Robin," by Jennifer Chiaverini. Free with admission. Visit [www.quiltstudy.org](http://www.quiltstudy.org) for more information.

**May 28: Tuesday Talk, 12 p.m.**, International Quilt Study Center & Museum, 1523 N. 33<sup>rd</sup> St., Bring your sack lunches and learn more about the planning and designing of the exhibition, "The Engineer Who Could: Ernest Haight's Half-Century of Quilting."

## BLUE AND GREEN WONKY POUND SIGN FRIENDSHIP BLOCKS

These blocks are done in the following possible color combinations: blue/blue, blue/green, green/blue, green/green. (There should be **contrast** with any of the combinations.)

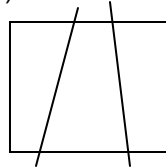
All seams are ¼ inch.

For each block:

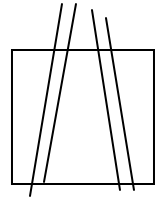
1. Cut one square of background fabric (blue or green) 12 ½ inches square.
2. Cut four 1 ½ inch by 18 inch strips (blue or green).
3. Cut two off-centered, angled (wonky) vertical lines through the 12 ½ inch square about 1/3 of the way from each side at **any angle you want**.

4. Sew a strip, leaving about 1 inch of the strip above the edge of each vertical slash.

(3)



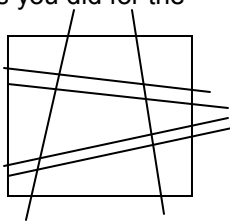
(4)



5. Press the seams towards the strip of fabric.

6. Turn the block and make two more angled (wonky) cuts horizontally, as you did for the vertical cuts.

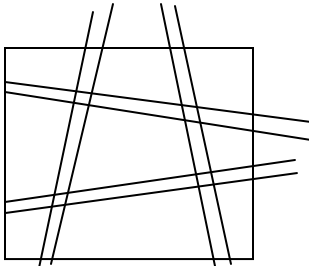
(6)



7. Sew two more strips as before, but line up the previous vertical rows.

8. Press as before.

(7)



**Do NOT** trim the blocks. The winner will trim the blocks to the size desired!

Winners of the blocks will be drawn at the **May** Guild Meeting. For ?'s: call Gloria at 402-489-0062 or call Pam at 402-826-2944 (in Crete) or e-mail Pam at [cv44355@windstream.net](mailto:cv44355@windstream.net)

### May 14, 2013 Class Registration

**Offering:** Lois Wilson and Diane Deahl teaching: What's In Your Design Box

**Date/Time/Cost:** Tuesday, May 14, 2013

9:00-4:00 pm

\$30 per person

**Location:** College View Seventh-day Adventist Church, 49<sup>th</sup> & Prescott Ave.

Come in door number 2 on the south ground level

Your name: \_\_\_\_\_

Your address: \_\_\_\_\_

Your phone #: Daytime \_\_\_\_\_ Night \_\_\_\_\_

Email: \_\_\_\_\_

**Send check payable to LQG.** (If you don't have email, include a business sized self-addressed envelope)

Vicky Skuodas, 431 E 11<sup>th</sup> St \* Crete, NE 68333 \* (402) 826-5008 \* [gs20937@windstream.net](mailto:gs20937@windstream.net)

When you send your registration and check, please make check out for the amount of the class only.

## Seven Ways to Help QOV



1. Make a Quilt of Valor
2. Make a patriotic pillowcase (all QOVs are presented with pillowcases)
3. Make a block (see instructions provided last month for the QOV Foundation 10th anniversary block)
4. Machine quilt a Quilt of Valor
5. Sew the binding on a Quilt of Valor
6. Donate backing fabric (at least 4 yards, patriotic colors, 100% cotton)
7. Remember in your thoughts and prayers the courageous women and men who serve in the defense of our country

Thanks!

*Sara and Julia*

### Quilters' Exchange

Classified ads



Quilt Tea Party—Garage Sale  
JUNE 19 & 20, 2013  
1-4 EACH DAY

Quilting Friends, as our children are insisting that we move to a one level home, I must downsize my considerable "Quilting Frenzy Collection." Please come to my home for coffee, tea and cookies. I will be selling my collection of over 300 quilt books, nice oak wall quilt hangers, P Buckley Moss framed prints, large ironing board, and assorted rulers. **NO FABRIC** (I am keeping my stash)

Wednesday and Thursday June 19 & 20 1-4 each day.  
Shirley Chaffin 3224 South 83<sup>rd</sup> Street.



#### Quilts for Sale

I am selling four quilts from my mother, Louise Howey's collection. They are hand pieced and quilted. Price range is \$350- \$750. For more information, call Margaret Rickers (daughter) at 402-423-2976.

### Cuddle Quilt Workshop

Please join us for a Cuddle Quilt workshop at the IQSC on Saturday, May 18th from 10:30 am until 2 pm.

Bring your sewing machine, and tools, but I will bring kits for you to sew or quilt sandwiches to tie. Bring your lunch and a beverage to store in the fridge until lunch time.

Questions? Call Vicky 826-5008 or email [gs20937@windstream.net](mailto:gs20937@windstream.net)

### Support the IQSCM on "Give To Lincoln Day"

Support the Quilt House through the FRIENDS of the International Quilt Study Center & Museum on "Give To Lincoln Day," Thursday, May 16! Give to Lincoln Day is a 24-hour day of giving that encourages everyone to contribute to Lincoln and Lancaster County nonprofit organizations through a single online giving platform. Give To Lincoln Day is coordinated by Lincoln Community Foundation, in partnership with local nonprofit organizations. Every donation made on May 16 will help the IQSCM even more because they will also receive a proportional share of a \$200,000 challenge match pool. Last year, we received \$4,248.16, including the matching gift. On Thursday, May 16, go to the website [www.givetolincoln.com](http://www.givetolincoln.com) to make your donation. If you would like to write a check, please deliver it to the museum so they can take it to the Lincoln Community Foundation on May 16. It will make a difference!

FRIENDS of the International Quilt Study Center & Museum  
Sheila Green, President-elect



Lincoln Quilters Guild  
P.O. Box 6861  
Lincoln, NE 68506

## 2012-2013 LQG Officers

**President** – *Sandy Anderson*  
**Vice President** – *Vicky Skuodas*  
**Secretary** – *Barb Caron*  
**Treasurer** – *Christina Chapman*  
**President-elect** – *Linda Daiker*  
**Vice President-elect** – *Sara Kenny*  
*Mary Sedlak*  
**Treasurer-elect** – *Marsha Conley*  
**Advisor** – *Joyce Pope*

## MIDDLE SISTER QUILTING

by BARB FREY

Stitch-regulated Gammill longarm  
Quick turnaround--reasonably priced  
10+ years experience  
Contact me for more info:

402-466-9392

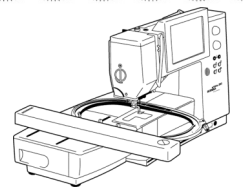


[frey.barb@yahoo.com](mailto:frey.barb@yahoo.com)

PAID ADVERTISEMENT

**BERNINA<sup>+</sup>**  
**Sewing Studio**

- Bernina Sewing and Embroidery Machines and Sergers
- BSR – Bernina Stitch Regulator
- Horn Sewing Cabinets
- Machine Repair



**BERNINA<sup>+</sup>**  
Nothing Sews Like a Bernina. Nothing.

1501 Pine Lake, #12 • Lincoln, NE 68512  
402-423-3108

Check our website for our latest class offerings: [www.berninabuzz.com](http://www.berninabuzz.com)

PAID ADVERTISEMENT