



Plain Print

Volume 39, Number 3

November 2011

Inside this Issue

November Program	1
November class registration	1
November holders/folders, greeters ..	1
President's Message	2
Next Newsletter Deadline	2
Mini-Raffle	2
Afternoon and evening workshops ...	2
Announcements at LQG meetings ..	2-5
Treasurer's Report	3
IQSC update	3
2011 Santa Socks and Sacks	3
Plain Print by Email	3
October 2011 Minutes	4
Project Friendship - Japan	4
A message from Membership chair ..	4
Cuddle Quilts	5
Charlie Brown's Kids	5
Fiber Works Exhibition	5
New library books at City libraries ...	5
Quilts for Community	5
Habitat for Humanity	5
Friendship Block	6
Quilt Show Challenge	6
2012 Quilt Show update	7
2012 Quilt Show Auction	7
2012 National Quilting Day	7
Lauritzen Garden Quilt Show	7
Advertisements	8
Officer listing	8



Lincoln Quilters Guild Quilting since 1973


Meeting the *second Monday*
of each month

September through May
(except December)

Gathering at 6:30 p.m.
Program & Meeting
at 7:00 p.m.

College View Seventh-Day
Adventist Church
4108 Prescott Ave.
Lincoln, Nebraska

On the Internet at
www.lincolnquiltersguild.org



Monday, November 14, 2011 • 7:00 pm

Speaker: Heidi Kaisand

My Family Jewels

Learn how my grandmother Maurine Moore set me on a course for a life filled with quilting--both personally and professionally. This heart-warming presentation will bring alive the rich quilting history and creativity in my family, showcasing the 165 quilts that Maurine made for her family. A dozen of Maurine's quilts will be shown in person. I will walk you through my own quilt making experiences, including my 14-year career as editor of *American Patchwork & Quilting* magazine.

Heidi Kaisand is a native Iowan. She attended Iowa State University graduating in 1990 with a B.S. in Consumer Food Science-Food and Nutrition. She was fortunate to land a job at Meredith Corporation in the cookbook division where she wrote and edited several cookbooks, as well as children's craft titles and cross-stitch books. In 1992 she had the opportunity to meet the woman who's idea it was to create *Better Homes & Gardens American Patchwork & Quilting* magazine. Having been a quilter for years, it was exciting to Heidi to be able to translate her how-to writing skills to a new medium. Officially in 1993, Heidi joined the first *American Patchwork & Quilting* magazine staff. In September 2007, Heidi took a new direction in the quilting world by taking the position of National Sales Manager at APQS. After years of getting people started quilting, now she is helping them finish their projects on a long-arm machine. <http://heidikaisand.com>

November 15, 2011 Class Registration

Who/What: *Heidi Kaisand* teaching *Tulip Wheel*
(wool appliqué on cotton)

Date/Time/Cost: **Tuesday, November 15, 2011**
9:00-1:00 pm (no lunch break)
\$35.00 per person + \$7.95 pattern
(wool available for purchase)

Location: College View Seventh-Day Adventist Church, 49th & Prescott
Come in doors on southeast side, ground level


Your Name: _____

Your Address: _____

Your Phone #: Daytime _____ Night _____

Email _____

Send check payable to LQG. (If you don't have email, include a business size self-addressed envelope)
Kate Laucomer, 11201 S. 98th Street • Lincoln, NE 68526 • (402) 423-4611 • KateQuilt@yahoo.com



November Holders and Folders:


Thank you to everyone who pitched in to help us parade the quilts around the room. We had some fun goodies for those that helped, sorry I ran out of them and next time I will do better.

For November we have Sheila Green, Marilyn Rembolt, Ila Geving and Margie Propp. We have spots open for January, February and

March. Thank you in advance for your help and support. Contact Deb Bauer-Knopp @ [402-540-9449](tel:402-540-9449) or littledebbie960@gmail.com. Looking forward to seeing you in the front row at the next meeting. *Deb Bauer-Knopp*

November Greeters

Dorothy Heiderman-Nelson
Marlene Saunders,
Gloria Hall



**OFFICIAL PUBLICATION
OF THE
LINCOLN QUILTERS GUILD
LINCOLN, NEBRASKA**

Published eight months of the year:
September, October, November,
January, February, March, April, and
May.

Editor and Layout:

Lin Gowin-O'Brien

Circulation: Carol Curtis

The deadline to submit articles and
ads for inclusion in the *Plain Print* is
the Wednesday following the Guild
meeting.

**Next January
newsletter deadline:
November 16**

ADVERTISING

Business Ad Rates:

A 3½" x 2" sized ad is \$25 for the first
month and \$20 per month for
subsequent months.

A 3½" x 4" sized ad is \$40 for the first
month and \$35 per month for
subsequent months.

Ads must be camera-ready.

Classified Ad Rates:

Any individual may place a classified
quilt-related ad in the "Quilters'
Exchange" at a cost of \$10.00 for 30
words. Send exact text for ads.
Send articles and ads with payment
(payable to "Lincoln Quilters Guild")
to:

Lin Gowin-O'Brien
642 S. 28th Street
Lincoln, NE 68510
(402) 304-8438
Email: Lingowinobrien@gmail.com

President's Message



What a wonderful meeting we had in October! It is so encouraging to see such great attendance at our meetings! Keep it up and don't forget to bring a friend – they are always welcome. Belonging to LQG is a tremendous opportunity, where else can you see so many great speakers and take such wonderful classes for such a small investment? There are so many great friendships that develop working together through our love of quilting!

When I joined the Guild I came with a friend from my small quilt group. The size of our meeting room filled with quilters was a little overwhelming but I did know a few people. Now, because of being on committees, working on community outreach programs, and serving on the Board, I know you who you are. I look forward to being with all of you at every meeting and activity – you are a very special group!

Thanks for all the support you give to our Guild.

Joyce Pope

Announcements at LQG meetings

There have been an increasing number of complaints and concerns from our members about the time spent on announcements, which makes our meetings adjourn later and later. As one member put it, we use to say our meetings would end at 9:00 pm or sooner and now it's 9:00 pm or later and usually later. So many members do not stay for the meeting and show and tell because of this. I want our members to be well informed about all Guild-related activities but I don't want to further discourage them from staying.

To address this situation I am asking for your cooperation regarding announcements.

Committee Chairs and Board Members will send me any information they want considered for announcement. This can be done by regular mail or email as long as I receive them by Saturday evening before Guild Meeting. Sooner is better if you have the information sooner. These will be reviewed and a decision made on including them as follows:

(Continued on page 5)

January 10, 2012 Class Registration

Who/What: Roxann O'Hare teaching *Mixed Media Exploration*

Date/Time/Cost: **Tuesday, January 10, 2012**

9:00-4:00 pm

\$25.00 per person + \$12.00 kit

Location: College View Seventh-Day Adventist Church, 49th & Prescott
Come in doors on southeast side, ground level

Your Name: _____

Your Address: _____

Your Phone #: Daytime _____ Night _____

Email: _____

Send check payable to LQG. (If you don't have email, include a business size self-addressed envelope)
Kate Laucomer, 11201 S. 98th Street • Lincoln, NE 68526 • (402) 423-4611 • KateQuilt@yahoo.com

Mini-Quilt Donation Reminder



These folks have signed up to donate a mini-quilt for the month of November.

Marlene Saunders
Joy Kruse
Kath Conroy
LaDonna Pankoke

Remember to bring your dollars and extra coins to buy a ticket for these special hand made items. The cost is only 50¢ per ticket. You can purchase as many tickets as you wish to increase your chances of winning.

Afternoon Groups

Piecemakers

Sew Creative • 5221 S. 48th Street
1:00 pm • 4th Thursday of the month. For more information: *Willa Smith* 420-2422. Please leave a message and I will return your call. Or email me at rswd660@inebraska.com



Ladies of the Lodge

The Grand Lodge at the Preserve
80th & Pioneers Blvd. • 1:00pm, 3rd Tuesday of the month. Enter North door and take the elevator to the 4th floor lounge. For more information call Nancy Simmons 423-4947.

Cuddle Quilt Workshops

College View Seventh Day Adventist Church Resource Room
4108 Prescott Ave. • 9 am-2 pm • 1st Friday of the month. Vicky Skuodas, co-chair person. Join us in planning our Cuddle Quilts and also to pick up kits to work on during the month.

Evening Groups

Evening Stars

Sew Creative • 5221 S. 48th Street
6:30 pm • 4th Monday of the month
For more information, contact Dana Atteberry at 474-1150.

The Northeast Lincoln Sew-and-Sews

Meets the 3rd Monday from 6:00-8:00 pm at the Anderson Branch Library, 3635 Touzalin Ave. For more information contact Kim Shelley at 467-4266.

Quilts of Valor

Meets the 1st Sunday of the month from 12:30-4:00 pm at **Hancock's Fabrics** • 6800 P Street.
Contact Sara Kenny at sarakenny@yahoo.com or Julia Schroder at jschroeder@inetnebr.com if you have questions.

Anyone is welcome to attend these groups.



LQG Treasurer Report September 2011

Beginning Checking Balance 9/1/2011 \$18,650.26

INCOME

Checking Interest	1.51
Class Registration	945.00
Membership	80.00
Y-Frame rental	25.00
Plain Print Advertisements	120.00
TOTAL INCOME	\$1,171.51

EXPENSES

Insurance and bonding	26.25
2012 Quilt Show	100.00
Meeting and Resource Room rent	200.00
September Lecture and Class fees	2,250.00
Young Artist Project	799.00
Cuddle Quilts	500.00
Discover Nebraska	139.59
Quilts for Community	15.58
State Fair Awards	145.00
TOTAL EXPENSES	\$4,175.87


OVERALL TOTAL (\$3,004.36)

Ending Checking Account Balance 9/30/2011 \$16,479.90

Current CD value: Next maturation date: 3/4/2012 \$30,058.48

TOTAL ASSETS 9/30/2011 \$46,538.38

Sherry Taylor 2011-2012 LQG Treasurer



International Quilt Study
Center & Museum

Upcoming and ongoing events from IQSC

The International Quilt Study Center & Museum at the University of Nebraska-Lincoln is continuing the exhibition *Yvonne Wells: Quilted Messages through February 26, 2012*. It will introduce visitors to the quilts of Yvonne Wells, an influential and prolific contemporary folk artist.

Wells is African American, but does not use 'African American quiltmaker' as her primary identity. For her, the term glosses over the individual vision expressed in her work. Instead, Wells calls herself an artist who makes folk art and her medium is quilts. She makes her quilts for herself.


The exhibition will also introduce museum visitors to the Center's Robert and Helen Cargo Collection of African American Quilts. African American quilts began to grow in popularity in the mid-1960s with the advent of the Freedom Quilting Bee in Alabama and more recently, through the well-publicized exhibitions of quilts made by women in Gee's Bend, Alabama.

Wells is the winner of the 1998 Alabama Arts award and Visual Craftsmanship Award. The exhibition is curated by Jill Kessler, 2011 Textile History/Quilt Studies graduate, and Assistant Curator of Exhibitions, Jonathan Gregory.

Programming (free with admission unless otherwise noted) during the exhibition includes:

Friday, November 4, 5:00 - 6:30 pm: Meet the Student Curator, Jill Kessler, Free Admission 4:30 - 7:00 pm.

Santa Socks 2011



Bring your *Santa Socks* to the **November meeting**. Any stocking pattern can be used. We will be displaying all the socks before the meeting so you may vote for your favorite one. Voting is done by stuffing money into the stocking of your choice. Remember to bring lots of dollars!

Cash is always a wonderful donation. And don't forget the stocking stuffers. Help us make our stockings overflow and make the holiday a little brighter.

We will also be collecting Santa Socks. Don't have time for a sock, try a few **Santa Socks**. **Instructions below.**

- 1 Fat quarter PLUS ¾ yard of ribbon or cording
- Fold down about 1" along one 22" edge of the fat quarter. Stitch to form a casing.
- Fold fat quarter in half with right sides together – should measure about 11" x 17".
- Sew across bottom and up one long side ending at the casing.
- Turn right side out. Thread ribbon or cording through casing. Knot ends together.

Thank you for your support!
Kim Weide and Joany Knight

Saturday, November 12, 11:00 am and 1:00 pm: Storytelling in the gallery with artist Yvonne Wells.

January 28, 2012, 10:00 am – Noon OR 2:00 – 4:00 pm: Workshop for children, *My Doll and I Discover Quilts Tell Stories* Sheila Green instructor, reservations required, call 402-472-6549

January 31, Noon: Tuesday Talk, *Marin Hanson*, Curator of Exhibitions, *The Robert and Helen Cargo Collection of African American Quilts*.

Public tours are offered free with admission Tuesdays through Saturdays at 11:00 am and on Saturdays at 1:00 pm. The museum is closed on Mondays.

This exhibition is made possible with support of the Nebraska Arts Council and the Friends of the IQSCM. Public programs are funded in part by the Nebraska Humanities Council and the Nebraska Cultural Endowment.

Plain Print by Email



To help the cost of postage, we have a Yahoo Group named *LincolnQuiltersGuild* on the internet. We're trying to make it easier for *Plain Print* and other important messages to be sent out to LQG members.

Each person signed up to receive Plain Print by email will receive an email from PlainPrint@LincolnQuiltersGuild.org

It will have a link to click on that takes you straight to the LQG web site Newsletter page. You select the newsletter you want to print. Click on the link. It loads on Adobe Reader. You can read or print it. IF YOU DID NOT RECEIVE YOUR PLAIN PRINT VIA THIS EMAIL METHOD, PLEASE EMAIL KATE at katequilt@yahoo.com AND LET HER KNOW.

Minutes of the Lincoln Quilters Guild - October 10, 2011

College View Seventh-Day Adventist Church - Lincoln, Nebraska

President Joyce Pope called the meeting to order, thanked our speaker Sally Schneider and welcomed everyone.

In honor of breast cancer awareness month and to encourage members to wear a name tag, Roz Carr announced she pulled some pink fabric from her stash, drew names from the membership list, and then after the meeting would award the fabric to the lucky members if they were wearing a name tag. She called out 12 names from the membership list. Roz welcomes fabric donations if members would like to continue this tradition.

Kate Laucomer talked about the Yahoo Group that we use as a means to send email to all members. It was set up with the promise there would be as few emails sent each month as possible. It is used only for official guild business, reminders for Guild classes, and a way to tell members that the Plain Print was ready to read at the Guild website. The LQG Board has decided that we will start sending out one additional email to the membership to take care of quilting information that may not be Guild related or that is not in the Plain Print or that missed the Plain Print deadline. The deadline for information to go in this email will be the Saturday before the 4th Monday. Send your info to Kate, her contact info is in the membership list.

Kate Laucomer talked about our speaker and the class for November and announced there are only three members signed up for the 9am to 1 pm class on Tuesday.

Announcements from Sandy Anderson, President-elect.

We have 16 guests and 1 new member tonight. Sandy asked that they stand to be recognized. Sandy said she hoped they had a wonderful evening and come back and maybe consider becoming members.

Sandy asked Kris Vierra come forward and then congratulated Kris for the many awards the NSQG Raffle Quilt has won. Kris quilted the quilt and it received an Honorable Mention at the MQ Showcase in Kansas City and also Viewer's Choice. At the Nebraska State Fair it received Best Class, Best in Lot, and Reserve Best of Show. At AQS in Des Moines it received First Place for Bed Quilts Machine Quilted.

Sandy read a thank you from Susan Weber, President of NSQG, thanking Kris for her contribution on the quilt and saying Kris makes us all very proud. Then Kris asked that Sandy Kosch, a guest at our meeting, also come forward as Sandy helped make the quilt top.

Congratulations to Joyce Pope. Sandy held up a page of the Celebrate section of the Lincoln newspaper that showed Joyce and

her husband and congratulating them on their 40th wedding anniversary.

The Board voted at our last meeting to have the proceeds of the Mini-Raffle go to some of our outreach programs. This year, 2011-2012, it will be as follows: September and May to *Young Quilt Artists*, October and November to *Santa Socks*, January and February to *Quilts of Valor*, March and April to *Cuddle Quilts*.

From the *Santa Socks* Committee: Please remember to bring your completed Christmas stocking and items for the Santa Socks to the November meeting. We will be displaying the stockings before the meeting and voting will be done for the favorite stocking by placing one dollar bills in the stocking. Money will be used to buy items to stuff the stockings.

Quilts for Community will feature the making of Santa Socks and will meet Saturday, November 5 from 10:30 to 2:00 at the International Quilt Study Center and Museum. You may sign up at the IQSCM table or by calling Sheila Green. Please bring your sewing machine, basic sewing supplies and Christmas fabrics.

The deadline for quilts for *Project Friendship - Japan* has been extended to December 10 as one of the organizers from Japan will be here. She would like to meet the Lincoln Quilters Guild quilt makers who made the quilts. Donations are still needed for shipping to Japan.

Pillowcase kits are available. Please take and then return a kit at the November meeting. The pattern is on the website. Kit measurements may not be exact to the pattern but can be easily adjusted.

The last announcement Sandy read was about Bags of Love. Kits are available so check out their table! And if you have a finished bag, please bring it in November.

Joyce Pope said the *Minutes* of the September 2011 meeting were in the *Plain Print*, asked if there were any corrections and then announced them approved as printed.

Joyce announced the Treasure's report was in the *Plain Print* and will be remanded for audit.

Committee Reports:

Elizabeth Sterns announced there will be raffle tickets available before and after each meeting. Please remember to return your stubs back in as you sell them. New happenings for the show this time will be a *Quilts of Valor* display and workshop on the second floor that will include a young person's project area for them to sew a block for a QOV quilt. We will also have a *Quilts of Valor* category for the show. Please get the rules for sewing a QOV quilt

from the QOV table and consider making a quilt for the show that will then be donated to the QOV project. The Quilt Show table will have a lot of information and informational handouts this year, so please stop by each month.

Elizabeth asked for volunteers to sell raffle tickets at the LQG booth at the Quilt Festival at Pershing Auditorium October 20-22.

Gloria Smith and *Pam Wakeman* co-chairs of Friendship Blocks showed lots of ideas of what to do with the strip pieced block. Check the *Plain Print* for the pattern or stop by the Friendship Blocks table.

Wanda Hein, IQSC & Museum Liaison, highlighted some of the activities going on at the IQSC&M.

Dana Atteberry announced the six winners of the September and October mini-affle.

8:30pm Joyce adjourned the meeting to Show & Tell.

Minutes submitted by
Sue Lantz, LQG Secretary

Project Friendship - Japan



Come and meet one of the organizers of the project! Pamela Runestad will be in Lincoln on December 10 and wants to meet with all involved with the project! We will be getting together at the International Quilt Study Center & Museum at 1:00 pm. Thanks to all who have donated wall hangings and money for the postage to ship them to Japan. As of this writing, we have made 72 wall hangings! The following LQG members have made wall hangings or contributed financially to the project: Kathy Moore, Sally Gowin, Joyce Pope, Ginny Harvey, Barb Brown, Carolyn Meter, Ila Geveing, Joy Shalla Glenn, Bev Hillman, Lynn deShon, Donna Welte, Ginny Welty, Kathie Baumbaugh, Jo Anne Drueke, Marilyn Rembolt, Mary Hild, Janice Kirchhoff, Anita Dover, Ruth Kupfer, Kristy Jarcow, Sharon Gaines, Sheila Green and friends Ronda Sellentin and Shelly Burge.

A Message from Joni Sauter, Membership Chair

If you have paid me for a membership book, it can be picked up at the Membership table at the November meeting. *Thanks!*

(Meeting announcements – Continued from page 2)

Any announcements that can go in the *Plain Print* in time for members to utilize the information do not need to be announced at the meeting.

Any announcements that come up after Saturday before the Meeting need to be given to me in writing before the meeting so a decision can be made on whether to include them.

Any information that can be handled by handouts at your Committee Table should be done that way.

The IQSCM Liaison is responsible for bringing us information about IQSCM activities and should make the announcements related to IQSCM. All other announcements will be approved by the President (as previously discussed) who will then give most of the approved messages to the President-Elect to announce during the meeting. The President may give certain approved messages back to a Committee Chair or Board Member instead, if the President deems it is more appropriate for that person to make that particular announcement. This process should help ensure each item is only announced once during the meeting.

Requests for ongoing support of a Committee's endeavors do not need to be made during announcements unless it is a new or one-time project, if deadlines are coming up or if additional help is needed at a given time. The *Plain Print* and social time before the meeting is the time to encourage support for the Committees' regular activities.

Occasionally we are asked to make announcements from guild members who are not committee chairs and from outside our membership to advise us of activities our members may be interested in. These will be reviewed by the President and President-Elect and included in her announcements as deemed appropriate.

I am not trying to discourage any of you from getting information to our members – I want to do everything I can to support you and your endeavors while being responsive to the concerns that have been expressed. Together I think we can make sure all necessary and appropriate information is given in a brief, concise manner. If you have questions or concerns, please contact me so there won't be any misunderstanding.

Joyce Pope, LQG President



Cuddle Quilts



Many thanks to all of you that turned in quilts on the September Guild night! We had about 35 completed, and several more tops returned.

There is still great need in Lincoln for those in need of the loving touch of quilts. We provide warmth to around 20 organizations in Lincoln, including Cedars Home, People's City Mission, the hospitals, HHS and womens' shelters.

Also, remember that we have our work day on the first Friday of each month, from 9:00 am to 2:00 pm. Please join us if you have a few hours to help with Cuddle Quilts.

Vicky Skuodas (402) 826-5008 or gs20937@windstream.net



Charlie Brown's Kids

It's time to make *Memory Pillows* for Charlie Brown's Kids, children who have lost a parent. The project will be **Thursday, November 3rd, 6:00-8:00 pm** at Sheridan Lutheran Church, 70th and Old Cheney. We need 4-5 sewers with sewing machines, scissors, thread and extension cords. The group's founder, Bev Prucha says, "The pillows made by your group in the past are outstanding! The kids love their finished project. Thanks for all the help in the past!"

Contact *Sheila Green* if you can help 402-483-0453



Fiber Works Exhibition

Through **November 21, 2011**

View 127 quilts and related items in

Classroom Gallery of the Bernina Sewing Studio, 1501 Pine Lake Road, Lincoln. Exhibition is open during store hours. Presented by the Fiber Funatics fiber arts group members: Dorothy Heidemann-Nelson, Roxann O'Hare, Sheila Green, Marilyn Rembolt, Christy Stoner, Jo Druke, Ellen Rushman, Lynne O'Rourke, Elaine Pieper, Cynthia Levis, Peg Pennell, Shelly Burge, Karen Murphy, Amy Robertson, Cynthia Levis, Merrilee Hansen, Julie Owens and Pat Stava.

Quilting Books ON ORDER at the Public Library!

Be among the first customers to request these newly ordered items from Lincoln City Libraries. To place a request, call 441-8530, visit your nearest Lincoln City Library location, or go online to www.lincolnlibraries.org. There is no fee to request an item.

– Submitted by *Kimberly Shelley*

Nonfiction

Bouquet of Blooms: 15 Quilts, Wall Hangings, and Pillows by Leisure Arts, Inc. (2011)

Debbie Mumm's 25 Years of Quilts by Debbie Mumm

Easy Quilts by Marianne Fons

Enhance Your Quilts by Terry White

Favorite Quilts by Marianne Fons

Folk Quilt Applique: Irresistible Projects, Clever Techniques by Clare Kingslake (2011)

Machine Embroidered Quilting and Applique: Simple Steps for

Revolutionary Results by Eileen Roche
Quilter's Bible: The Indispensable Guide to Patchwork, Quilting, and Applique by Linda Clements (c2010)

Sensational Small Quilts: 15 Projects from Wall Hangings to Throws: Featuring Darlene Zimmerman, Maggie Ball, and Pam & Nicky Lintott by Maggie Ball (c2010)

Stitch with Love by Mandy Shaw (2011)

Adult Fiction

Sonoma Rose by Jennifer Chiaverini

Wedding Quilt by Jennifer Chiaverini

Quilts for Community

Santa Socks will be featured on **November 5, 10:30 am to 2:00 pm** at the International Quilt Study Center & Museum. Please email or telephone Sheila Green to sign up as this is before the November Guild meeting. Bring your sewing machine and basic sewing supplies and Christmas fabrics to use in the stockings and sacks. Free museum admission and lunch are provided, so please let me know in advance. This is a beautiful place to sew with friends, new and old! *Sheila Green (402) 483-0453*



We are in need of additional wall hangings for new Habitat for Humanity homeowners! The wall hangings are to have a house theme, about 18" x 24", any technique, your choice of design. You may bring them to the guild meeting. For more information, contact *Sheila Green 402-483-0453*.

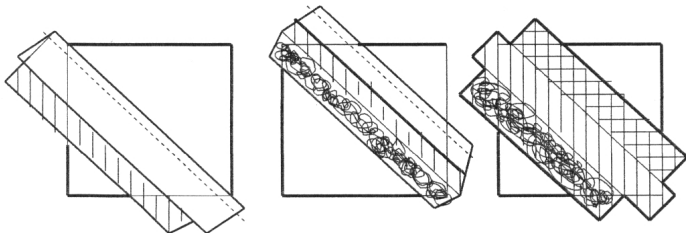


Friendship Block

Fall 2011

Strip-pieced blocks
Fall/Autumn Colors

1. Cut a piece of muslin into an 8½" square. This will be the foundation for the block.
2. Cut **FALL/AUTUMN** colored fabrics into strips from 1½" to 2½". Fat quarters work well for these blocks. This is also a good way to use up scraps!
3. Position two strips, right sides together with two long edges together. Align the edges from corner to corner as shown. **The Bottom Strip will be right side up.** Make sure the strips extend beyond the muslin.
4. Stitch ¼" from the edges of the aligned strips. See **illustration 1.**
5. Turn the block and align another strip, right side down, along the edge of the first strip. Stitch these two strips together on the muslin as before. Remember to extend the strips so they cover the muslin square. See **illustration 2.**
6. Now press the strips open and flat. **This is a stitch and flip method.** (Check the back of the muslin to make sure there are no pleats/wrinkles.) See **illustration 3.**
7. Continue to stitch two more strips from the center out, turning to stitch each strip. Press before adding two more strips. Continue until the muslin base is covered.
8. Trim the excess strips from the back using the edge of the muslin as guide line, but **DON'T** square up the block.



- 1.
 - 2.
 - 3.
- Blocks will be collected in **October and November** at the Guild meetings. Your name will be entered into the drawing for each block you turn in. (You may wish to use address labels!) The drawing for blocks will be at the **November** meeting.

If you have any questions, please call:

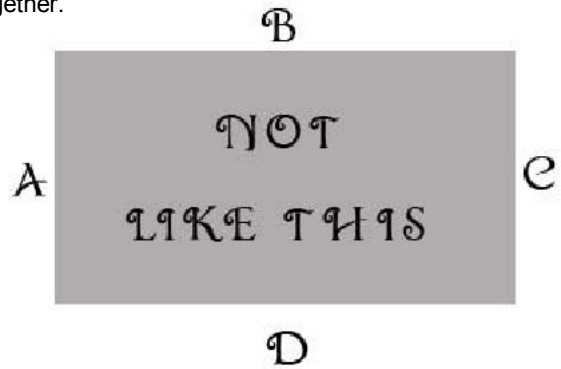
Pam Wakeman 402-826-2944
(in Crete, or e-mail:
cv44355@windstream.net) or

Gloria Smith 402-489-0062

Quilt Show 2012 Challenge

Take Something Old and Let It's Sparkle Out???
Take Something Old and Make Something New???

1. Mixed Media – Use what you have around the house!
2. There must be 3 layers:
A Top – it must include fabric
A Backing – it must include fabric
A Middle – batting and/or Timtex/Peltex
3. There must be hand or machine quilting holding the three layers together.



4. It may **NOT** be a regular rectangle (where sides A and C are one length and sides B and D are another length).
5. Width: 30" or less
Height: 30" or less

We're looking for different shaped quilts! These would all be good. So would circular!

This project will need to be turned in for the Quilt Show at the APRIL 2012 meeting.

Suggestions:

- Batting on top of Peltex for middle (Peltex gives stability and batting, makes it feel like a quilt)
- It doesn't need to be 4-sided Think more or less than 4 sides!
- Take Roxann's class in January to get ideas!
- Stamping
- Dye
- Recyclables
- Laces
- Paint
- Yarn
- Found objects





2012 Quilt Show Update

A note from the Quilt Show Chair, Elizabeth Sterns

We are deep into preparing for the **2012 Quilt Show** and there is a place for everyone to participate. If you are interested in serving on a committee please give me a call at 402 540 4482. Here is what's going on:

Quilt Exhibits:

Don't delay: Now is the time to get working on those quilts for the show. We will have the following categories:

- General membership**, 4 entries maximum, series of up to 4 counts a one and will be hung together. Quilts can never have been hung in the LQG show before.
- LQG member and young quilter (up to 18 year) exhibit.** Show us what you have been doing with your children, grandchildren, neighbor, nephew or niece.
- Quilt of Valor:** Red, White, Blue & Sparkle: Special category for Quilts of Valor. The requirements for these quilts (size, color, etc.) can be found on the QOV website or from Sara Kenny and Julia Schroeder at the QOV table at Guild meetings or elsewhere in the Plain Print. There are instructions and information sheets on the QOV table at the Guild meeting, be sure to pick them up. All quilts entered in this category will not be returned but donated to the QOV project.
- Raffle Quilt:** *Black and White and Bright All Over* are located at the Raffle Quilt Table or the Quilt Show table. If you need tickets before the next meeting please give Elizabeth Sterns a call at 402 540 4482 to make arrangement. All tickets are sold in 10-ticket packets. Remember we are collecting the money for the tickets in advance. After you sell the tickets (keep your money-you've already paid) or use it to purchase more tickets. Do not forget to bring your completed ticket stubs to the Guild meeting and put them in the collection jars.
- We will be having many more "viewers" choice awards this year.** Final categories are being decided. Watch for Kate Laucomer's announcement.



2012 Quilt Show Auction

My, how time flies! With winter fast approaching, now is the time for guild members to start thinking about their auction donation. Is there a UFO in your sewing room that, with a little more of your time and some effort on your part would become a lovely quilt or wall hanging? Is there a pattern or new technique you are just dying to try? Do you have a lot of children's fabric in your stash that you could make into a quilt that someone would give to a child they love? Is it time for a wall hanging or quilt to move to a new home for a new family to enjoy? Is there a class project to finish? Is there a new fabric collection you are intrigued with but not sure how it will fit into your décor... but you just want to play with it? The possibilities are as varied as the individuals in our guild. So think on it! Then get busy!

The proceeds from the active and silent auctions play an important role in helping the guild function as it does. Just to remind you, in 2008 the proceeds from both auctions came to \$8,522.52 and in 2010 the guild raised approximately \$8,557. We could do better and we can only do it with your enthusiastic participation.

Guild members and show guests always enjoy searching for treasures in our silent auction. Silent auction sales contributed approximately \$1,500 towards each of the two previous auction totals. Some contribution suggestions are:

- Small wall hangings
- Quilting and sewing tools in good working order
- Books and patterns, no magazines
- Quilted and handmade items
- Quilting fabric
- UFOs



Quilts in the Garden Quilt Show

Fiber Arts in Bloom • Presented by the *Lauritzen Guild*
November 11-13, 2011, 9:00 am to 5:00 pm.
 Lauritzen Gardens, Omaha's Botanical Center, 100 Bancroft Street, Omaha, Nebraska, 402-346-4002.

See a stunning display of quilts, fiber art and weavings at *Lauritzen Gardens*. Shop the Consignment Boutique and a variety of vendor booths offering quilts, quilted items, hand-dyed scarves and fiber-related wares. Demonstrations and educational opportunities will be ongoing throughout the weekend. Food vendors will be available.

Quilts of Valor Presentation: Sunday, November 13 at 3:00 pm. For more information or to register for a class go to www.lauritzengardens.org.

Admission is \$7, FREE for garden members.

Preview Party: Thursday, November 10 from 6:00 to 8:00 pm, \$35 per person. Call Merri for reservations at 402-346-4002, ext 201.

Active and Silent Auction Co-Chairs are *Chris Taylor, Sue Lantz and Cathie Miller*
 Auction chair persons reserve the right to determine which auction a donation will be placed.

National Quilting Day 2012

The Steering Committee has been busy making plans for **National Quilting Day on March 17, 2012**, held at the International Quilt Study Center & Museum, Lincoln! Doors open 8:00 am to 4:00 pm.

Join us for this FREE, action packed day of quilting!

We will have continuous demonstrations on all 3 floors 9:00 am to 3:00 pm.

Our Lectures in the Seminar Room will feature the NSQG Raffle Quilt and its makers, Dr. Julia Reed (Physical Therapist), Chris Taylor on "Inspired by Fabric," and Diane Harris of Quiltmaker Magazine. Invite quilting wannabees for "Let's Learn How to Piece a Quilt" and hand sewing techniques for piecing, quilting and appliqué. Come and learn contemporary Surface Design Techniques. Quilts of Valor will be our featured Outreach Project. There will be tours of the museum's exhibitions: Tribute to Ardis James, Jean Ray Laury: Getting It All Together, and What's in a Name? Inscribed quilts.

We are grateful to our sponsors: the Lincoln Quilters Guild, the Nebraska State Quilt Guild, Handi Quilter and Sew Creative of Lincoln and Omaha for making this day possible.

Steering Committee: Sheila Green, Carolyn Garner, Shirley Chaffin, Rebecka Schafer, Barbara Caron and Sandi Kosch.

Mark your calendars! It will be a day you won't want to miss!

Updates at www.lincolinquiltersguild.org and www.nsqg.org




Lincoln Quilters Guild
P.O. Box 6861
Lincoln, NE 68506

2011-2012 LQG Officers

President –	<i>Joyce Pope</i>
President-elect –	<i>Sandy Anderson</i>
Vice President –	<i>Kate Laucomer and Martha Lane</i>
Vice President-elect –	<i>Vicky Skuodas</i>
Treasurer –	<i>Sherry Taylor</i>
Treasurer-elect –	<i>Christina Chapman</i>
Secretary –	<i>Sue Lantz</i>
Advisor –	<i>Deb Bauer-Knopp</i>

Thank you to our advertisers
who help support
this newsletter publication.
Let your talents be known here.



Kris'
Custom Quilting

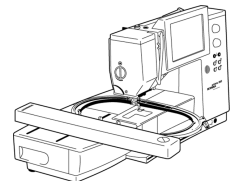
www.kcustomquilting.com

- All over, edge to edge, and custom quilting available
 - Over 50 pantographs to choose from!
 - Fast turn-around
 - Binding service, custom labels, and photo quilts
 - Custom quilts – *Have it your way!*
- E-mail: kcustomquilting@aol.com • Phone: 402.484.7858
in Lincoln, Nebraska

PAID ADVERTISEMENT

BERNINA⁺
Sewing Studio

- Bernina Sewing and Embroidery Machines and Sergers
- BSR – Bernina Stitch Regulator
- Horn Sewing Cabinets
- Machine Repair



BERNINA⁺
Nothing Sews Like a Bernina. Nothing.

1501 Pine Lake, #12 • Lincoln, NE 68512
402-423-3108

Check our website for our latest class offerings: www.berninabuzz.com

PAID ADVERTISEMENT