



Plain Print

Volume 39, Number 2

October 2011

Inside this Issue

October Program	1
October class registration	1
October holders/folders, greeters	1
President's Message	2
Historian position available	2
Next Newsletter Deadline	2
Mini-Raffle	2
Afternoon and evening workshops	2
Treasurer's Report	3
IQSC update	3
2011 Santa Socks and Sacks	3
<i>Plain Print</i> by Email	3
September 2011 Minutes	4-5
Project Friendship – Japan	5
October Class information	5
November Class information	4
Discover Nebraska	5
IQSC News	5
Ardis Butler James Obituary	5
Pillowcases	6
Quilts for Community	6
Quilts of Valor	6
Fiber Works Exhibition	6
Quilt Show Challenge	6
Fall Retreat	7
Memorial Service for Ardis James	7
Friendship Block	7
Advertisements	8
Officer listing	8



Lincoln Quilters Guild Quilting since 1973

Meeting the *second Monday*
of each month

September through May
(except December)

Gathering at 6:30 p.m.
Program & Meeting
at 7:00 p.m.

College View Seventh-Day
Adventist Church
4108 Prescott Ave.
Lincoln, Nebraska

On the Internet at
www.lincolnquiltersguild.org

Monday, October 10, 2011 • 7:00 pm

Speaker: Sally Schneider

Confessions of a Scrap Maniac

We all have scrap bags, or boxes, or barrels full of bits and pieces. But what are we doing with these fabrics? You'll see how I purchase fabrics, prepare my scraps so they are ready to use when I want to make a scrap quilt, and choose good designs. We'll also explore the elements of a good scrap quilt.

Sally has been quilting since 1971, and has made several hundred quilts since then, mostly by machine, although she has two completely hand-made quilts to her credit.

A specialist in scrap quilts and built-in borders, she is the author of a total of ten books, three of which are still in print.

Sally has been active in the quilt making field as a teacher since 1980, as a quilt book editor from 1995-1998, and in 1999, she served as a selection panelist for the 20th Century's 100 Best American Quilts. She was nominated as one of the American Quilter's Society's All American Teachers, and in 2007 and 2010 she was a nominee for Professional Quilter magazine's Professional Teacher of the Year.

See more information on Sally at sallyschneider.com



October 11, 2011 Class Registration

Who/What: *Sally Schneider* teaching *Stamp Basket in a Garden Maze*

Date/Time/Cost: **Tuesday, October 11, 2011**

9:00-4:00 pm
\$35.00 per person

Location: College View Seventh-Day Adventist Church, 49th & Prescott
Come in doors on southeast side, ground level

Your Name: _____

Your Address: _____

Your Phone #: Daytime _____ Night _____

Email _____

Send check payable to LQG. (If you don't have email, include a business size self-addressed envelope)
Kate Laucomer, 11201 S. 98th Street • Lincoln, NE 68526 • (402) 423-4611 • KateQuilt@yahoo.com


October Holders and Folders:

Come one, come all! Volunteer to be a *holder and folder* for the year or for a night. Wear your colors proudly and parade around the room carrying some really cool pieces of art! We will be having some fun little surprises just for us trendy stitchers who sit up front and far right of the stage. There will be a clip board circulating for a couple of meetings so give us a try and see what fun we can have!! Contact Deb

Bauer-Knopp @ [402-540-9449](tel:402-540-9449) or
littledebbie960@gmail.com. Looking forward to
seeing you in the front row at the next meeting.
Deb Bauer-Knopp

October Greeters

Joy Kruse
Kathy Jacobson
Lynne George



**OFFICIAL PUBLICATION
OF THE
LINCOLN QUILTERS GUILD
LINCOLN, NEBRASKA**

Published eight months of the year: September, October, November, January, February, March, April, and May.

Editor and Layout:

Lin Gowin-O'Brien

Circulation: Carol Curtis

The deadline to submit articles and ads for inclusion in the *Plain Print* is the Wednesday following the Guild meeting.

**Next November
newsletter deadline:
October 12**

ADVERTISING

Business Ad Rates:

A 3½" x 2" sized ad is \$25 for the first month and \$20 per month for subsequent months.

A 3½" x 4" sized ad is \$40 for the first month and \$35 per month for subsequent months.

Ads must be camera-ready.

Classified Ad Rates:

Any individual may place a classified quilt-related ad in the "Quilters' Exchange" at a cost of \$10.00 for 30 words. Send exact text for ads.

Send articles and ads with payment (payable to "Lincoln Quilters Guild") to:

Lin Gowin-O'Brien
642 S. 28th Street
Lincoln, NE 68510
(402) 304-8438
Email: Lingowinobrien@gmail.com

President's Message

Greetings! Wow! What a great meeting we had in October – great attendance and enthusiasm and great speaker. I want to tell you how honored I am to be serving you as President of LQG! I am thrilled with all the support you have given by offering your help, accepting the many committee assignments when asked (and even volunteering for some), and being willing to provide really good advice and guidance. I'm sure you realize that I could never perform my job without our wonderful members! I am looking forward to this guild year, working with you and for you, so everyone can have the wonderful experiences I have had since joining. I will do my very best to make sure my actions and decisions will be for the good of our guild and our members. I hope you will share your thoughts and ideas for the guild – I will always listen and be supportive. And I hope you will participate in all the guild activities you can so you can really enjoy the many benefits and rewards.



Joyce Pope



Historian

There has been little activity by this committee in recent years. There is a position description available and if anyone is interested in looking at the duties to consider doing this, please let Joyce Pope know. If no one is interested, this Committee will be designated inactive.

November 11, 2011 Class Registration

Who/What: Heidi Kaisand teaching *Tulip Wheel* (wool appliqué on cotton)

Date/Time/Cost: **Tuesday, November 15, 2011**

9:00-1:00 pm (no lunch break)

\$35.00 per person + \$7.95 pattern (wool available for purchase)

Location: College View Seventh-Day Adventist Church, 49th & Prescott
Come in doors on southeast side, ground level

Your Name: _____

Your Address: _____

Your Phone #: Daytime _____ Night _____

Email _____

Send check payable to LQG. (If you don't have email, include a business size self-addressed envelope)

Kate Laucomer, 11201 S. 98th Street • Lincoln, NE 68526 • (402) 423-4611 • KateQuilt@yahoo.com

**Mini-Quilt
Donation
Reminder**



These folks have signed up to donate a mini-quilt for the month of October.

Myrna Beasley
Ann Owen

We did do any drawings at the September meeting so we will be drawing for both months in October.

Remember to bring your dollars and extra coins to buy a ticket for these special hand made items. The cost is only 50¢ per ticket. You can purchase as many tickets as you wish to increase your chances of winning.

Afternoon Groups

Piecemakers

Sew Creative • 5221 S. 48th Street
1:00 pm • 4th Thursday of the month. For more information: *Willa Smith* 420-2422. Please leave a message and I will return your call. Or email me at rswd660@inebraska.com



Ladies of the Lodge

The Grand Lodge at the Preserve
80th & Pioneers Blvd. • 1:00pm, 3rd Tuesday of the month. Enter North door and take the elevator to the 4th floor lounge. For more information call Nancy Simmons 423-4947.

Cuddle Quilt Workshops

College View Seventh Day Adventist Church Resource Room
4108 Prescott Ave. • 9 am-2 pm • 1st Friday of the month. Vicky Skuodas, co-chair person. Join us in planning our Cuddle Quilts and also to pick up kits to work on during the month.

Evening Groups

Evening Stars

Sew Creative • 5221 S. 48th Street
6:30 pm • 4th Monday of the month
For more information, contact Dana Atteberry at 474-1150.

The Northeast Lincoln Sew-and-Sews
Meets the 3rd Monday from 6:00-8:00 pm at the Anderson Branch Library, 3635 Touzalin Ave. For more information contact Kim Shelley at 467-4266.

Quilts of Valor

Meets the 1st Sunday of the month from 12:30-4:00 pm at **Hancock's Fabrics** • 6800 P Street. Contact Sara Kenny at sarakenny@yahoo.com or Julia Schroder at jschroeder@inetnebr.com if you have questions.


Anyone is welcome to attend these groups.



LQG Treasurer Report August 2011

Beginning Checking Balance	8/1/2011	\$17,621.49
INCOME		
Checking Interest		1.65
Membership		1,280.00
Nebraska Windmill pattern		72.00
Nebraska Quilt and Quiltmakers Royalties		<u>33.94</u>
TOTAL INCOME		\$1,387.59
EXPENSES		
Insurance and bonding		26.25
Nebraska Windmill pattern		44.75
Organization dues (AQSG)		<u>110.00</u>
TOTAL EXPENSES		\$181.00
=====		
OVERALL TOTAL		\$1,206.59
Ending Checking Account Balance	8/31/2011	\$18,650.26
Current CD value: <i>Next maturation date: 3/4/2012</i>		\$30,058.48
=====		
TOTAL ASSETS	5/31/2011	\$48,708.74

Sherry Taylor 2011-2012 LQG Treasurer



International Quilt Study
Center & Museum

Upcoming and ongoing events from IQSC

October 1: Workshop *My Doll and I Discover Geometric Shapes in Quilts*, 10:00 am - 12 noon, repeating 2:00-4:00 pm, *Instructor Sheila Green, registration required*, call 402-472-6549

October 7: *First Friday*, Free admission 4:30-7:00 pm. The East Campus Choir will perform at 5:30 and 6:15. *Yvonne Wells: Quilted Messages* exhibition opens

October 8: *Quilts for Community*, Lincoln Quilters Guild members will work on the Cuddle Quilts project from 10:30 am-2:00 pm.

October 15: Memorial Service for *Ardis James*, 2:30 pm. Free admission to the museum after 2:00 pm. (See page 7 article)

October 23: *Behind the Scenes Tour*, 1:30 pm, for Contributing and Sustaining Members, details below

October 23: Public Lecture *Pattern Block Evolution*, 3:00 pm, Research Fellowship Recipient *Janice Frisch*, Doctoral Candidate, Department of Folklore and Ethnomusicology, Indiana University.

October 25: Tuesday Talk, *The Art and Science of Patchwork Tessellations*, 12-noon, *Dr. Barbara Caron*.

Change in Museum Hours, Added Guided Tours


- The museum is now open **Tuesday-Saturday 10:00 am to 4:00 pm and Sunday 1:00 -4:00 pm.**
- Guided tours are offered free with admission at 11:00 am Tuesday - Saturday and also at 1:00 PM on Saturday.

Remember, you may check the [website calendar](#) for information about tours and other scheduled programs.

Special Tour for Contributing and Sustaining Members

On **October 23 at 1:30 pm** a *Behind the Scenes Tour* will be given to any member at the Contributing or Sustaining levels. *This event is a benefit of membership at those levels.* Members will be shown the inner workings of the conservation and storage areas and get to see several quilts not currently on display. Sound good? [Join at](#)

Santa Socks 2011



Christmas in November!

BRING your Santa Socks to the *November* meeting. Any stocking pattern can be used. We will be displaying all the socks before the meeting so you may vote for your favorite one. Voting is done by stuffing money into the stocking of your choice. Remember to bring lots of dollars!

Suggested donation items for this month –

OCTOBER: Personal items for all ages. Small Kleenex packets, deodorant, baby wipes, lotion, soap, shampoo, conditioner, hairspray, toothbrushes, toothpaste, hand sanitizers, nail polish, chap stick/lip gloss, combs/brushes, make-up, washcloths, etc.

Remember, you can bring your donation to any guild meeting during the year. There will be totes near the South doors for you deposit your items in.

We will also be collecting Santa Socks. Don't have time for a sock, try a few **Santa Socks**. **Instructions below.**

- 1 Fat quarter PLUS ¾ yard of ribbon or cording
- Fold down about 1" along one 22" edge of the fat quarter. Stitch to form a casing.
- Fold fat quarter in half with right sides together – should measure about 11" x 17".
- Sew across bottom and up one long side ending at the casing.
- Turn right side out. Thread ribbon or cording through casing. Knot ends together.

Thank you for your support!
Kim Weide and Joany Knight

either level now or upgrade your membership! RSVP by Oct. 20 by calling 402-472-6549 or email info@quiltstudy.org.

Exhibitions

Closing soon on October 2: [Nebraska Quilts and Quiltmakers!](#)

Ongoing: [Elegant Geometry: American and British Mosaic Patchwork](#). (Hold the date of November 11 for a Friends event featuring Ms. Wells in person...details soon!).

For more information, or to register, call the Quilt Center at 402-472-6549. To download the form, visit the IQSCM calendar and click on the date and event at <http://www.quiltstudy.org/visit/calendar/>

Plain Print by Email



To help the cost of postage, we have a Yahoo Group named *LincolnQuiltersGuild* on the internet. We're trying to make it easier for *Plain Print* and other important messages to be sent out to LQG members.

Each person signed up to receive Plain Print by email will receive an email from PlainPrint@LincolnQuiltersGuild.org

It will have a link to click on that takes you straight to the LQG web site Newsletter page. You select the newsletter you want to print. Click on the link. It loads on Adobe Reader. You can read or print it. IF YOU DID NOT RECEIVE YOUR PLAIN PRINT VIA THIS EMAIL METHOD, PLEASE EMAIL KATE at katequilt@yahoo.com AND LET HER KNOW.

Minutes of the Lincoln Quilters Guild - September 12, 2011

College View Seventh-Day Adventist Church - Lincoln, Nebraska

President Joyce Pope called the meeting to order and welcomed everyone.

Co-Vice President, Martha Lane, introduced the speaker, Pat Sloan. Pat gave a slide presentation taking us from her first quilt to her latest and her adventures along the way. Pat also had some of her quilts displayed for us to see. After the presentation the students from the day's class lined up in front and all showed the top they made for the appliqué pattern *Mama's Garden* in the class *Wild and Free* that taught students to punch up appliqué and bring color and pattern into quilts.

President Joyce Pope thanked the speaker, Pat Sloan.

The **Minutes of the May 2011 meeting** were in the September *Plain Print* and stand approved as printed.

The **Treasure's reports** for May, June, and July were in the September *Plain Print* and will be remanded for audit.

Kate Laucomer checked that members picked up their membership cards before the meeting and talked about the "user name" and the "password" printed on the cards for access to the LQG membership list that is now online at our guild website. Go to www.LincolnQuiltersGuild.org and on the right hand side you will click "For Members" and then print out your own copy of the member list. You will need to enter the user name and password. If you do not use the internet, you may obtain the list (printed on paper) for \$2. To pay for a copy or for any questions about access online, please call Kate.

Kate also asked how many received the test email from Lincoln Quilters Guild. If you have not checked your email, please do. If you did not receive the email, please check your spam folder. If you have questions or need help with this, please call Kate at 402-423-4611 after 12 noon and please do not leave a message with her husband.

Kate talked about the October speaker, Sally Schneider. She said Sally is hilarious and announced there is still space in the class *Garden Maze*. Kate also talked about November speaker, *Heide Kaisand*, and the technique she'll be teaching of appliquéing wool on cotton. That is a half day class and there are still openings.

Elizabeth Sterns, 2012 *Quilt Show Chair*, appeared in all her glitter and sparkles and announced that the title of the 2012 show is *Let Your Sparkle Out*. The quilt show will be at the Weary Center May 18-20 of next year. Please think about what you can enter in the show. Do like our speaker said – go make some quilts!

Elizabeth announced there are still a few

committees open and if you would like to chair a committee, please call her or email her. She is listed in "the book" that is accessed at the LQG website and she is also in the old membership books. Also please contact Elizabeth if there is a particular committee that you want to work for.

Elizabeth talked about the raffle quilt, *Black and White and Bright All over*, that *Roxann O'Hare* made. LQG has 5,000 tickets to sell at \$1 each. The tickets are in packs of ten and we will pay for them when we get them, sell the tickets and then return the stubs. The tickets come in five different colors but they are all the same. You will also get a picture of the raffle quilt with the tickets that you pay for.

Kate Laucomer talked about the Quilt Show Challenge. A handout was on each chair with the instructions/rules. Turn in your challenge quilt at the APRIL 2012 meeting.

Announcements – Sandy Anderson, President-elect

We had 14 guests and Sandy asked that they stand to be recognized. Sandy said she hoped they enjoyed the meeting and told them we would love to have them join our Guild.

Thank yous were received as follows:

From Joyce Pleins and from Myrna Bargaen for the quilts they received while at St. Elizabeth's Infusion Center; Keya House Staff and Volunteers for pillowcase; Kathryn Merrill for the quilt her infant son received while in Bryan NICU; Students in one of the *Discover Nebraska* presentations; Center Pointe for pillowcases; and ISQC & Museum for our donation of the proceeds from the Nebraska Windmill pattern.

Thank you notes are on the information table if you would like to look at them.

Condolences were sent for recent losses to the family of *Doris VonSeggern*, to *Jan Gustafson* and family in the loss of her husband, and to *Sally Campbell* in the loss of her sister.

Sandy read information about *Ardis Butler James* and the memorial service to be held in Lincoln. The service will be held at the IQSC & Museum on October 15, 2011 at 2:30 pm. Admission to the museum will be free after 2:00 pm.

Congratulations to our members who entered the Lancaster County Fair: *Millie Fauquet*, *Sandy Anderson*, *Donna Svoboda*, *Sally Gowin*, and *Jan Kirchoff*. These members received a total of three 1st places, five 2nd places, three 3rd places and one Reserve Champion.

Congratulations to *Dorothy Heideman-Nelson* who entered her quilts in the State

Fair and received awards for Best Overall Wall Quilt and Best Contemporary Quilts (both of which are sponsored by LQG). Other LQG sponsored awards are the Founders Award won by *Sharon Paladino* of Omaha and First Quilt Contest won by Sandy Nichols of Lincoln. If there are other LQG members who may have won awards at the State Fair or in their county fair, please let Sandy know as we would like to recognize you.

No mini raffle tonight but there is a sign-up sheet going around on a clip board. Please sign up as it did not get filled up last meeting. In October we will resume the mini raffle and add the September items to October.

Volunteer Guild Projects – The LQG Board has decided to focus on four volunteer projects – Cuddle Quilts, Santa Socks, Quilts of Valor, and Bags of Love – and will accept donations for other projects on an individual basis as they are presented. We hope our members will continue to contribute to projects they are most interested in with, perhaps, a renewed focus on these projects that need more donations than we have been getting.

Pillowcase Project – has been a huge success thanks to the efforts of Anita Dover and all the guild members who have contributed. We are asking members to help finish making the kits on hand and return them (and any others you may be working on) to the November meeting to be included with the Santa Socks. Anyone who wishes to continue making pillowcases after November may do so. Bring them to guild meetings and we will deliver them as we have in the past.

Bus Trip – There was enough interest in a bus trip from the survey last May but no one was interested in organizing it. If anyone is interested, please talk to Joyce.

Holders & Folders – Deb Bauer-Knopp promises to make it fun! There is a clipboard going around so please sign-up as we need holders and folders.

September is *National Sewing Month* and the Neighborhood Extra will do a "big spread" in their September 24 issue. We will try to submit an article telling about our guild.

Sandy asked us to please read our *Plain Print* because there is a lot of information there and it will answer most of our questions about things going on in the guild.

Committee Reports/Special Announcements

Maggie Copple, Librarian, will bring a few books up for each meeting. She bought

(Continued on page 5)

(Minutes – Continued from page 4)

nearly \$500 worth of books from the money last year so be sure to visit her table at each meeting. If you want to donate magazines we can give them away or members can donate a dollar or whatever they want and then we can buy more books.

Vicky Skuodas said we got 35-40 Cuddle Quilts tonight and announced that her committee also moved upstairs. They still have some kits and sandwiches to take home and there is no deadline for them. Volunteers meet downstairs on the 1st Friday of the month from 10:00 am-2:00 pm and Vicky invited everyone to join the fun. There is a workshop at the IQSC on Saturday, September 24 from 10:30 to 2:00 pm. Please sign-up at the IQSC table so they can provide lunch for everyone.

Sara Kenny and Julia Schroder announced they awarded 36 Quilts of Valor this summer and gave sincere thanks to all the members who gave support to this program. Ten quilts went to the Nebraska National Guard, six to a group of Navy Vietnam Veterans and twenty quilts went to Warrior Transition Battalion of the 101st at Fort Campbell Kentucky. Also there were seven quilts that were too small to be Quilts of Valor so those were given to children of wounded warriors at Fort Campbell. Sarah asked us to keep making the “just one star blocks” and she and Julia will put those together in kits for us to make into quilts. There are handouts at the QOV table with patterns and size requirements for the Quilts of Valor. Sarah hopes if there is one quilt you have always wanted to make and there is one quilt you for sure want to make this year that it will be a Quilts of Valor!

Sheila Green asked for volunteers for the Discover Nebraska presentations in the fourth grade classrooms. All you have to know how to do is cut, paste, and love 10 year old children. There will be a work day

to prepare classroom materials on September 14. If you have any questions, please contact Sheila or one of the volunteers with this program. Last year they presented to 40 schools and Sheila has 20 schools already signed up for this year.

Sheila Green talked about the small wall-hanging quilts donated for the Project Friendship - Japan. Thirty have already been mailed and they have another 40 to 50. If you would like to make a wall-hanging, the deadline will be the October meeting. If you cannot make a quilt Sheila asked for donations to help pay for the postage to mail the boxes to Japan.

Sheila Green announced there are fliers on the Information Table about the Fiber Fanatics Show at the Bernina Sewing Studio and the open house will be Sunday, October 9, from 2:00-4:00 pm.

Sheila Green talked about Nancy Kerns and her Baltimore Album Quilt that will be the Tuesday Talk at the IQSC September 13.

Barb Burton recognized and thanked the volunteers for the Lancaster County Fair quilt show and encouraged members to enter quilts in the fair next year. Barb has an album at the Bags of Love table with pictures of quilts entered in the fair this year.

Barb Burton announced there are lots more kits to take home to sew Bags of Love and thanked members who made and turned in the bags tonight. There will be a conference in Omaha in December and last year we gave almost 300 bags so Barb asked for our continued support of this project.

Rosie Westerhold announced there is still room for the Quilters Fall Retreat in Gretna October 14, 15, and 16. All the information and registration form is at the LQG website.

Gloria Smith and Pam Wakeman announced the theme for Friendship Blocks this year is “Super Simple” so they hope for lots of blocks to exchange. The instructions/

pattern will be in the next two issues of Plain Print. Blocks can be turned in at both the October and November meetings and drawings will be at the November meeting. You can make as many blocks as you want. You may want to bring your sticky address labels to affix to the paper you will put in the drawings for each block you make.

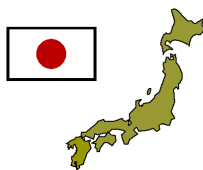
Wanda Hein, IQSC & Museum Liaison, highlighted some of the activities going on at the IQSC&M. The exhibit, Nebraska Quilts and Quiltmakers, closes October 2 so if you haven't seen it, now is the time to go. Other events are the Tuesday talk that Sheila already mentioned and then on September 18, Dr. Patricia Crews will present a public lecture on Nebraska Quilts and Quiltmakers. The Tuesday Talk on September 27 will be about the upcoming exhibit and planning and reviving the exhibit, Yvonne Wells: Quilted Messages. Wanda again reminded us of the public memorial service for Ardis James on October 15 and then reminded us of a couple workshops coming up that were noted in the September Plain Print. Wanda said there is a lot going on and please join them at the Quilt Center.

Kim Weide with the Santa Socks program encouraged us to start making Christmas Socks and Santa Sacks and bring them to the November meeting. Kim has patterns on the Santa Socks table and the pattern for the sacks made out of fat quarters will be in the Plain Print. She also encouraged us to start saving our dollars to bring to the November meeting and thanked everyone for their donations so far.

Joyce Pope reminded us the deadline for the October Plain Print is Wednesday, September 14.

Joyce adjourned the meeting to Show and Tell. Minutes submitted by Sue Lantz, LQG Secretary

Project Friendship - Japan



What a fantastic response from our guild members! So far, 57 wall hangings have been turned in! 30 of the total were mailed to Japan in August. The need is great as there are many people in Japan displaced by the tsunami, earthquake and nuclear reactor.

The wall hangings should be 12" square and have hanging loops on the top. I have labels that you may sign or you may write a message and your name on the back. Recommended themes are of friendship and hope (no religious imagery).

I've just received an email from the organizers of Project Friendship in Japan. One of the ladies will be in Lincoln in

December and would like to meet those who have been involved with the project!

The deadline for making wall hangings is extended to the November LQG meeting. Thanks to our members who have contributed towards the expenses for postage and baggies. About \$40 more is needed.

Nao and Pamela presented the wall hangings to representatives from Nagano City Hall on September 14 (along with donations from South Dakota and Hawaii). Pamela said “The quilts have touched a lot of lives – even those who saw them only briefly. I enjoyed looking at them and having them in my home, and the city hall staff we were working with expressed a similar sentiment. The families are really grateful to receive something to make their new residence a home. They are so pretty, you can't help but want one!”

Sheila Green (402) 483-0453

Openings available for October Class with Sally Schneider

Stamp Basket in a Garden Maze. This block was featured on a postage stamp (a 13 cent one, so you know how long ago that was!) and has been a favorite block almost forever. I've changed the piecing methods to really simplify it, and added a Garden Maze border that's so easy to construct that you'll love doing it again and again. We'll learn how to adapt the Garden Maze to different sized blocks. <http://www.sallyschneider.com>

Pillowcases

There will be kits available at the October meeting that we are asking members to take home and bring back at the November meeting to be included with the Santa Sock items. If you are working on pillowcases of your own, please bring any that you have done to the October meeting and after that, bring any time you have them finished.



Quilts for Community

Quilts of Valor will be featured on October 8, 10:30 am to 2:00 pm at the International Quilt Study Center & Museum. Please email or telephone Sheila Green to sign up as this is before the October Guild meeting.

Bring your sewing machine and basic sewing supplies and Patriotic or "masculine" fabrics to use in the quilts. Free museum admission and lunch are provided, so please let me know in advance. This is a beautiful place to sew with friends, new and old!

Coming November 5 – Santa Socks
Sheila Green (402) 483-0453

Quilts of Valor

QOVs awarded 36 quilts this summer: (10 to Nebraska National Guard; 20 to Ft Campbell, Kentucky and 6 to a Navy Vietnam Veterans Group)

In addition, we sent 7 small quilts to the Warrior Transition Battalion at Ft. Campbell to be given to the children of wounded warriors.

Regular monthly sew-ins continue at Hancock's, 1st Sunday of the month; 12:30 to 4:00 pm.

Finished QOV need to be made of high quality 100% cotton fabric appropriate for adults, well pieced, nicely quilted, bound, labeled, washed and presented in a pillowcase. Minimum size is 55"x65"; maximum is 72"x90". Labels should denote that the quilt is a Quilt of Valor and labels can be downloaded from the QOV website: www.qovf.org

Contact Sara Kenny at sarakenny@yahoo.com or Julia Schroeder at midgetfour@yahoo.com for additional information. Thank you and keep on quilting!



Fiber Works Exhibition

October 5 through November 21

Opening Reception Sunday, October 5, 2:00-4:00 pm. Classroom Gallery of the *Bernina Sewing Studio*, 1501 Pine Lake Road. Lincoln Exhibition is open during store hours.

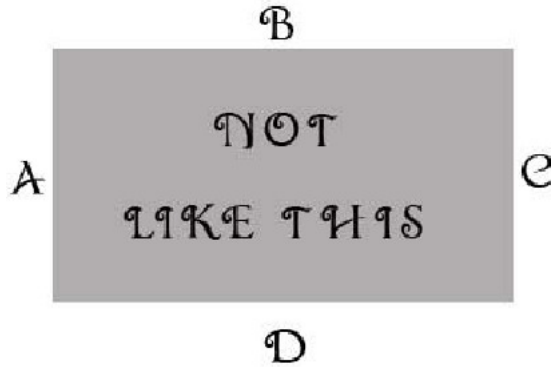
Presented by the *Fiber Funatics* fiber arts group members: Dorothy Heidemann-Nelson, Roxann O'Hare, Sheila Green, Marilyn Rembolt, Christy Stoner, Jo Druke, Ellen Rushman, Lynne O'Rourke, Elaine Pieper, Cynthia Levis, Peg Pennell, Shelly Burge, Karen Murphy, Amy Robertson, Cynthia Levis, Merrilee Hansen, Julie Owens and Pat Stava.



Quilt Show 2012 Challenge

Take Something Old and Let It's Sparkle Out???
Take Something Old and Make Something New???

1. Mixed Media – Use what you have around the house!
2. There must be 3 layers:
A Top – it must include fabric
A Backing – it must include fabric
A Middle – batting and/or Timtex/Peltex
3. There must be hand or machine quilting holding the three layers together.



4. It may **NOT** be a regular rectangle (where sides A and C are one length and sides B and D are another length).
5. Width: 30" or less
Height: 30" or less

We're looking for different shaped quilts! These would all be good. So would circular!

This project will need to be turned in for the Quilt Show at the APRIL 2012 meeting.

Suggestions:

- Batting on top of Peltex for middle (Peltex gives stability and batting, makes it feel like a quilt)
- It doesn't need to be 4-sided Think more or less than 4 sides!
- Take Roxann's class in January to get ideas!
- Stamping
- Dye
- Recyclables
- Laces
- Paint
- Yarn
- Found objects



Fall Retreat

Giving New Life to Old

October 14-16, 2011

Nebraska Eastern 4-H Center
Gretna, Nebraska

Openings are still available!

We are planning some fun activities and small projects.

("Ugly Mug" contest, Wrapped Mug Rug, Prairie Point Pouch, Retro Flower Power, Sharing Table and more ...)

Registration Information: The retreat is limited to the first 80 registrations. Groups may send in their registrations together (*maximum 10 people per envelope - please be sure to include registration fees for everyone in your group - can be one or multiple checks*). We will do our best to accommodate your cabin and seating requests.

Name _____

Address _____

Phone _____ Email _____

Cabin mates _____

Upper or lower bunk _____ Chair Massage yes ____ no ____

To register: fill out the form (one per person) and include a check (payable to LQG for \$95 per person and send to: Sandie McConnell • 5701 W. Old Cheney Road • Lincoln, NE 68523

Attn: Fall Quilt Retreat

Confirmation letters and retreat information will be sent by e-mail (snail mail if you don't have a computer) after September 1, 2011.

Registration Information is on the Lincoln Quilters Guild website <http://lincolnquiltersguild.org>

If you have any questions, contact Charlotte Boe at ilovequilts@neb.rr.com.



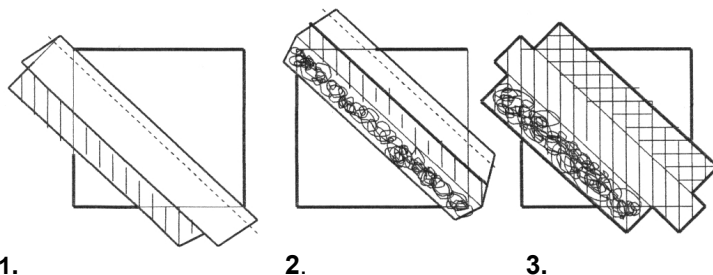
Friendship Block

Fall 2011

Strip-pieced blocks

Fall/Autumn Colors

1. Cut a piece of muslin into an 8 1/2" square. This will be the foundation for the block.
2. Cut **FALL/AUTUMN** colored fabrics into strips from 1 1/2" to 2 1/2". Fat quarters work well for these blocks. This is also a good way to use up scraps!
3. Position two strips, right sides together with two long edges together. Align the edges from corner to corner as shown. **The Bottom Strip will be right side up.** Make sure the strips extend beyond the muslin.
4. Stitch 1/4" from the edges of the aligned strips. **See illustration 1.**
5. Turn the block and align another strip, right side down, along the edge of the first strip. Stitch these two strips together on the muslin as before. Remember to extend the strips so they cover the muslin square. **See illustration 2.**
6. Now press the strips open and flat. **This is a stitch and flip method.** (Check the back of the muslin to make sure there are no pleats/wrinkles.) **See illustration 3.**
7. Continue to stitch two more strips from the center out, turning to stitch each strip. Press before adding two more strips. Continue until the muslin base is covered.
8. Trim the excess strips from the back using the edge of the muslin as guide line, but **DON'T** square up the block.



Blocks will be collected in *October and November* at the Guild meetings. Your name will be entered into the drawing for each block you turn in. (You may wish to use address labels!) The drawing for blocks will be at the November meeting.

If you have any questions, please call:

Pam Wakeman 402-826-2944
(in Crete, or e-mail:

cv44355@windstream.net) or

Gloria Smith 402-489-0062

Memorial Service at IQSC on October 15

Ardis Butler James passed away on July 7, 2011. She is remembered and mourned by her family and many close friends. Her contribution to the world of quilts remains as her great public legacy and will live on in the presence of the International Quilt Study Center & Museum and all its collections, research, exhibitions, and study. She and her husband Robert donated the first 1000 quilts to the University of Nebraska-Lincoln, creating the impetus for the development of the center. The couple was inducted into the National Quilters Hall of Fame of July 16, 2011. **A public memorial service will be held at the museum on October 15, 2011 at 2:30 pm. Admission to the museum will be free after 2 :00 pm.**



Happy  Halloween



Lincoln Quilters Guild
 P.O. Box 6861
 Lincoln, NE 68506



2011-2012 LQG Officers

President – Joyce Pope
President-elect – Sandy Anderson
Vice President – Kate Laucomer and Martha Lane
Vice President-elect – Vicky Skuodas
Treasurer – Sherry Taylor
Treasurer-elect – Christina Chapman
Secretary – Sue Lantz
Advisor – Deb Bauer-Knopp

– Individual Guidance in Original Design –
 Unique Compositions in Abstract & Realistic Fiber Artworks

Darlene Jansen Art Studio
Darlene Jansen, Artist



6510 Carlsbad Drive
 Lincoln, Nebraska 68510
 402-489-7437
 mejdaj@neb.rr.com

PAID ADVERTISEMENT

Thank you to our advertisers
 who help support
 this newsletter publication.
 Let your talents be known here.

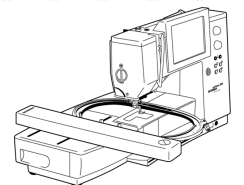


- All over, edge to edge, and custom quilting available
 - Over 50 pantographs to choose from!
 - Fast turn-around
 - Binding service, custom labels, and photo quilts
 - Custom quilts – *Have it your way!*
- E-mail: kcustomquilting@aol.com • Phone: 402.484.7858
 in Lincoln, Nebraska

PAID ADVERTISEMENT

BERNINA⁺
 Sewing Studio

- Bernina Sewing and Embroidery Machines and Sergers
- BSR – Bernina Stitch Regulator
- Horn Sewing Cabinets
- Machine Repair



BERNINA⁺
 Nothing Sews Like a Bernina. Nothing.

1501 Pine Lake, #12 • Lincoln, NE 68512
 402-423-3108

Check our website for our latest class offerings: www.berminabuzz.com

PAID ADVERTISEMENT