

Plain Print

Volume 36, Number 5

February 2009

Inside this Issue

February Program	1
February Class Registration	1
February holders/folders, greeters	1
President's Message	2
March Class Registration	2
Mini-Quilt Donation reminder	2
Next Newsletter Deadline	2
Afternoon and evening workshops	2
Treasurer's Report	3
IQSC&M News	3
2009 Santa Socks and Sacks	3
March Postcard Exchange	3
January 2008 Minutes	4
Scholarship Applicants available	4
Plain Print by Email	5
Quilt Challenge	5
Classified ads	5
Lincoln Quiltfest 2010	6
March is LQG's birthday month	6
Young Artist Program	6
Marking Pencil Warning	6
Among Friends	6
Quilters' Astrology	6
Quilting Hints or Tips	6
Shop Hop Nebraska	7
Friendship Blocks	7
Advertisements	5 and 8
Officer listing	8



Lincoln Quilters Guild Quilting since 1973

Meeting the *second Monday*
of each month

September through May
(except December)

Gathering at 6:30 p.m.
Program & Meeting
at 7:00 p.m.


College View Seventh-Day
Adventist Church
4108 Prescott Ave.
Lincoln, Nebraska

On the Internet at
www.lincolnquiltersguild.org

Monday, February 9 speaker

Linda Potter: What is Needle Magic?

Linda Potter shares her Needle Magic techniques with students and guilds around the country. Her love of hand quilting inspired her to develop techniques that deliver high design impact in less time. Linda lives in Overland Park, Kansas. See her website at www.lindapotterquilts.com



February Class Needle Magic Quilt and Embellish in One Step

Tuesday, February 10 • 9 am to 3 pm

During this technique workshop, you will begin a sample to learn a variety of stitching, beading, and embellishing techniques. Due to the unique nature of this class, various specific supplies including batting, needles, and a quilt stencil are provided in a kit that you will purchase at the time of the workshop. The fee for the kit is \$10. This fee will be collected at the time of the workshop.

February 10, 2009 Class Registration

Who/What: *Linda Potter teaching Needle Magic - Quilt and Embellish in one step*

Date/Time/Cost: **Tuesday, February 10, 2009**

9:00 am to 3:00 pm

\$40/per person + kit fee \$10 (kit fee collected at class)

Location: South Gate United Methodist Church • 3500 Pioneers Blvd.

Your Name: _____

Your Address: _____

Your Phone #: Daytime _____ Night _____

Email _____

Send check payable to LQG. (If you don't have email, include a business size self-addressed envelope)
Mary Swinton, 9100 Swing Circle • Lincoln, NE 68516 • (402) 423-1022 • quilterne@gmail.com

February Holders and Folders:

Pat Mahoney
Joyce Soderholm
Anita Ahrens

Linda Thompson
Sandy Gruntorad

We'll need more volunteers to sign-up for the February meeting. We would like to have 10 available. We reserve seats in the second row on the right side of the room for them. Also, anyone who plans to help should check in with Jan Kirchhoff that evening so she will know who and how many are there. Jan is there


early and in the front row so it's easy to find her. Email Rose at rosemkastl@windstream.net if you have any additional questions.

A BIG thank you to all those who helped in January:

Rose Kastl and Janice Kirchhoff, co-chairs

February Greeters

Sandy Gruntorad
Kathy Bennetch



**OFFICIAL PUBLICATION
OF THE
LINCOLN QUILTERS GUILD
LINCOLN, NEBRASKA**

Published eight months of the year:
September, October, November,
January, February, March, April, and
May.

Editor and Layout:

Lin Gowin-O'Brien

Circulation: Carol Curtis

The deadline to submit articles and
ads for inclusion in the *Plain Print* is
the Wednesday following the Guild
meeting.

**Next March
newsletter deadline:
February 11**

ADVERTISING

Business Ad Rates:

A 3½" x 2" sized ad is \$20 for the first
month and \$15 per month for
subsequent months.

A 3½" x 4" sized ad is \$35 for the first
month and \$30 per month for
subsequent months.

Ads must be camera-ready.

Classified Ad Rates:

Any individual may place a classified
quilt-related ad in the "Quilters'
Exchange" at a cost of \$5.00 for 30
words. Send exact text for ads.
Send articles and ads with payment
(payable to "Lincoln Quilters Guild")
to:

Lin Gowin-O'Brien
642 S. 28th Street
Lincoln, NE 68510
Telephone: (402) 477-6545
Cellular: (402) 304-8438
Email: Linobrien@aim.com

**Mini-
Quilt
Donation
Reminder**



These folks have signed up to
donate a mini-quilt for the month of
February

Sharon Minear
Janet Phillips
Becky Haynes
Sherry Taylor

Remember to bring your dollars and
extra coins to buy a ticket for these
special hand made items. The cost is
only 50¢ per ticket. You can purchase
as many tickets as you wish to increase
your chances of winning.

President's Message

Boy! the year is flying by. It seems like there is always something
that needs doing, not that it gets done. The fact is, I will become a
first-time grandmother this summer! This means that baby quilts
need to be made and finished. That isn't a hard chore and I am
excited about it. I have been looking at baby quilt patterns, pretty
baby colored pastel and bold bright fabrics too. Black and white
was a big color scheme for babies not too long ago. I heard
something about they see those colors first, but I don't know if that
coloration is still popular. Size is important, do you want a crib
quilt, a quilt for on the floor, or one to wrap the baby in for outings?
Will the quilt be a wall hanging or a drag-a-round quilt? Then there is the question of trains, frogs,
bunnies, and/or flowers. Should I worry or care what colors the parents-to-be want? You know, I
lied. This just may be the hardest chore that I've had to face in quite some time. Whew! I think I'll go
lie down.

Martha Lane



March 10, 2009 Class Registration

Who/What: John Flynn teaching *Red Hawk* (variation of *New York Beauty*)

Date/Time/Cost: Tuesday, March 10, 2009

9:00 am to 3:00 pm

\$50/per person + template fee \$10

Location: South Gate United Methodist Church • 3500 Pioneers Blvd.

Your Name: _____

Your Address: _____

Your Phone #: Daytime _____ Night _____

Email: _____

Send check payable to LQG. (If you don't have email, include a business size self-addressed envelope)
Mary Swinton, 9100 Swing Circle • Lincoln, NE 68516 • (402) 423-1022 • quilterne@gmail.com

**Afternoon
Workshops/Small
Groups**



Hearts and Hands

Christ Lutheran Church

4325 Sumner Street • NEW TIME
1:15 pm • 4th Monday of the Month
Room 008, down the hall from the
Fellowship Hall.

2009 THEMES for coming months:

February: Presidential or hearts

March: If it is green, it goes.

April: Start challenge. Bring fat quarters
you don't like. Easter or Spring.

May: Baskets

Bring a friend ANYTIME.

For more information call: Judy Edwards
489-7395 or Arlene Lynn 466-5148.

Piecemakers

Sew Creative • 5221 S. 48th Street

1:00 pm • 4th Thursday of the month.
For more information: *Willa Smith* 420-
2422. *Please* leave a message and I will
return your call. Or email me at
rswd660@inebraska.com

Ladies of the Lodge

The Grand Lodge at the Preserve

80th & Pioneers Blvd. • 1:00pm, 3rd
Wednesday of the month. Enter North
door and take the elevator to the 4th
floor lounge. For more information call
Nancy Simmons 423-4947.

**Evening
Workshop/Small Groups**

Evening Stars

Sew Creative • 5221 S. 48th Street
6:30 pm • 4th Monday of the month

*During June, July and August this group also
meets on the 2nd Monday at the same time and
location. For more information, contact Dana
Atteberry at 474-1150.*

Pine Lake Quilters

Bernina Sewing Studio • 1501 Pine
Lake Rd. • 6:30pm, 3rd Thursday of the
month. For more information call Phyllis
Owen 421-3286 or Jeanette Summers
484-5005 if you have questions.

**Anyone is welcome to attend these
groups.**



LQG Treasurer Report

December 2008

Beginning Checking Balance 12/1/2008 \$16,698.64

INCOME

Checking Interest 2.61

TOTAL INCOME \$2.61

EXPENSES

Bus Trip deposit (for Spring 2009) 430.00

Insurance addendum 100.00

Meeting and resource room rent (Jan. 2009) 200.00

Nebraska Windmill Pattern supplies 15.84

Newsletter printing and postage 134.82

Programs and Classes 771.53

Santa Socks 95.00

Tax preparation 420.00

TOTAL EXPENSES \$2,167.19

OVERALL TOTAL (\$2,164.58)


Ending Checking Account Balance 12/31/2008 \$14,534.06

Current CD value: (matured 10/29/2008) \$36,200.96

*Next maturation date: 07/29/2009

=====
TOTAL ASSETS 12/31/2008 \$50,735.02

Kimberly Shelley, 2007-2009 LQG Treasurer



International Quilt Study
Center & Museum

The calendar for upcoming events at the International Quilt Study Center and Museum:

Ongoing Exhibitions:

Chintz Appliqué: From Imitation to Icon – through May 17th

Yikes! Stripes – through April 5th

Grace Snyder: A life in Extraordinary Stitches April 10 - June 14, 2009.

Saturday, January 24th, 10:00 am - 1:00 pm: Quiltmaking
Demonstration: *Stripes and Bars*

Friday, February 6th, 5:00 - 7:00 pm: First Friday Free Admission

Saturday, February 7th, 10:00 am - 1:00 pm: *Quilt Identification Day*, reservations required, \$10 per quilt, \$8 per quilt for museum members; (402) 472-6549

Tuesday, February 10th, 12:00 - 1:00 pm: Tuesday Talk: *Yikes! Stripes* by curator Elizabeth Andrews

Saturday, February 28th, 10:00 am - 1:00 pm: Quiltmaking
Demonstration: *Chintz Applique*

Friday, March 6, 5:00 - 7:00 pm: First Friday Free Admission.

Public Lecture: *An Aesthetic Life: The Story of Quiltmaker Rose Kretsinger* by Jonathan Gregory. SPONSORED BY THE LINCOLN QUILTERS GUILD IN CELEBRATION OF NATIONAL QUILTING DAY IN MARCH. Plan to come, bring a friend, enjoy the lecture, see the quilts, and enjoy the IQSC&M.

Saturday, March 7th, 10:30 am - 12:30 pm: *Chintz Appliqué Workshop* (day 1 of 3) by Kriss Moulds. See her website at: www.quiltsforlunch.com. Classes will take place March 7, 14, and 21. Registration is required. Cost \$50 for museum members, \$55 non-members. (402-472-6579).

Do take time to take advantage of the activities and exhibits.

Lois Wilson, LQG-IQSC&M Liaison

Santa Socks 2009



Christmas may seem a long way off, but the year will just fly by. When you're in your favorite store, check the sales tables and racks for items that will work for our Santa Sock program. Listed here are suggested donations for each month. Remember, we'll accept these items all year long!

February: Baby items – hats, booties, bibs, baby wipes, blankets, baby toys and other items.

March: Toys, books, games for children and teens ALL ages.

April: Personal items for all ages – soap, shampoo, conditioner, toothbrushes, toothpaste, combs, brushes, nail polish, hand sanitizers, deodorant, after shave.

May: Underwear, socks and small items of clothing. For all ages of children, teens, men, and women.

September: Watch for the *Back to School* sales. Crayons, color books, drawing paper, pencils, etc.

October: Pocket calendars, note cards, pens, postage stamps, envelopes, journals, etc.

November: Bring your newly created Santa Socks and Sacks. Money to vote for your favorite one, stocking stuffers, and Christmas ornaments.

Any items can be brought to any meeting. Make scarves, hats, mittens and/or slippers. You can deposit your items in totes near the South doors at the guild meetings. Cash is always an option – let us purchase items for you.

Linda Daiker, Ginny Harvey, Joan Ogle,
Joyce Pope and Barb Brown

March Postcard Exchange



Bring your finished postcard to the March meeting, and take home one made by someone else. Yours can be

any design; spring, birthday, or holiday. Your postcard should have 3 layers, and the size is 4" x 6". If you need more ideas, look on the internet for more detailed instructions.

General Instructions:

Top: use any quilting technique. Embellish with any type of decorative threads, beads, yarns, trims, buttons, paints, stamps, stencils, or crystals. Make it a fun, happy expression!

Middle: Use anything to make it somewhat firm and that can be sewn over: Timtex or Peltex, card stock, or stiff interfacing.

Backing: should be something that you can write on, muslin or card stock.

Edge finishing: satin stitching, zigzag over fun yarn, blanket stitch, or fusible binding.

Post Office: max depth is 1/4", so if you have lots of embellishments, you may want to use an envelope. Hand canceling at the post office window is preferred over letting your postcard go through their canceling machine. Your card may require extra postage.

Remember, this is a sample of your quilting, so make sure you sign it!

Vicky Skuodas, 826-5008

Minutes of the Lincoln Quilters Guild – January 12, 2009

College View Seventh-Day Adventist Church – Lincoln, Nebraska

President Martha Lane called meeting to order and welcomed everyone.

Vice President Meylonie Schatz introduced the speaker, Mary Lou Weidman.

Minutes

Minutes of the November 2008 meeting were printed in the Plain Print. The minutes stand approved as printed.

Treasurer's Report

The treasurer's report was in the Plain Print. The treasurer's report is remanded for audit.

Announcements – Sheila Green
Thanks to our greeters and Holders and Folders tonight.

Three guests are present. Please stand and be welcomed!

Thank You notes are on the Bulletin Board Table: from Lakeview Elementary for the Discover Nebraska presentation and a Christmas card from the People's City Mission.

LQG Spring 2009 Bus Trip from Joni Sauter: Make plans now! LQG will Shop Hop Nebraska April 18, & 19, 2009. Saturday we will go to stores in Kearney, North Platte, Cozad and Grand Island. Sunday we will stop at Fullerton, Columbus, Norfolk, Wayne, Wakefield, West Point, and Fremont. Transportation, motel and your Shop Hop bag will be provided with your registration. Registration forms are on the Bus Trip table or in the February newsletter. Hope you will join us!

Scholarships – Chris Taylor: LQG Scholarship applications are due by March 1, 2009. Applicants may be graduate students or individuals outside the academic community engaged in the study of quilting. Applicants may find information and the application form on the guild web site or contact Chris Taylor, Scholarship chair, in the guild directory.

Lost and Found – nail clippers and gloves.

The next LQG meeting will be February 9, 2009.

The Plain Print deadline for the February issue is Wednesday, January 14.

Our condolences to Sharon Minear whose husband recently passed away.

The Lincoln Quiltfest 2010 Chairs will be Marilyn Rembolt, Linda Loker, and Linda Gapp. They are already looking for committee volunteers. The next raffle quilt will be machine quilted and will be revealed when it is finished.

Home is Where Your Heart Is

Challenge – Kate Laucomer
Color – granny apple green
Technique – embellishment
Shape – gable.

Young Artist Program – Cathie Miller for Elizabeth Sterns

Cathie announced the names of the quilters currently volunteering at Bryan Community. We still need more volunteers because we have more students to work with this year. Elizabeth would also like to start working with Lincoln East again if we can get enough volunteers.

IQSCM Liaison

– Lois Wilson
A new exhibition, *Yikes! Stripes!* curated by UNL graduate student Elizabeth Andrews opens this Friday.

January 13th, Carolyn Ducey will be giving the Tuesday Talk: *Chintz* from 12 noon to 1 pm.

Saturday, the 17th there will be a quilting demo: *Stripes and Bars* from 10 am to 1 pm.

Friday, March 6th Lincoln Quilters Guild is sponsoring a public lecture by Jonathan Gregory. This event is to celebrate National Quilting Day. Judy Lane, Phyllis Owen, and Lois will plan this event. We are asking for 10 volunteers to each furnish 3 dozen cookies for this event. Admission is free on First Fridays.

Saturday, February 7th 10 am to 1 pm is Quilt ID Day. Reservations are required. The cost is \$10 per quilt, \$8 per quilt for museum members; The number to call for reservations is (402) 472-6579.

Beginning Saturday, March 7, and the following 2 Saturdays, Kriss Moulds of Seward will be giving a 2 hour class, 10:30 to 12:30 pm on Chintz Applique. Registration is required. The cost for the 3 classes is \$50 for museum members, \$55 for non-members, phone 402-472-6549.

March Postcards – Vicky Skuodas
We will be swapping fabric postcards at

the March meeting. Directions are available at the meeting and will also be printed in The Plain Print.

Mini Raffle – Dana Atteberry and Sue McKee

We raised \$65 tonight. A wallhanging made by Lin Gowin-O'Brien was won by Georgia Jones; a wallhanging made by DeEtte Turgeon was won by Jo Druke; and a set of books donated by Meylonie Schatz was won by Kris Vierra. February donations will be from Sharon Minear, Janet Phillips, Becky Haynes, and Sherry Taylor.

Friendship Blocks – Anita Dover
Anita showed the samples of the next Friendship Block, Cherry Mash Bars. Directions are available at the meeting and will be in The Plain Print. The blocks will be divided into sets and drawn for at the March meeting.

There was no further unfinished business.

New Business

February Class – Mary Swinton
Mary showed samples for the Linda Potter class, *Needle Magic – Quilt and Embellish in One Step*. There are still a few places available in this class on Tuesday, February 10th.

There was no other new business to come before the guild.

The meeting was adjourned to Show and Tell.

Minutes submitted by Kate Laucomer,
LQG Secretary

LQG Scholarship Applications available



Due by March 1, 2009.

Applicants for a \$500 scholarship may be graduate students or individuals outside the academic community engaged in the study of quilting. Applicants may find information and application form on the guild's website, www.lincolnquiltersguild.org.

Feel free to contact me if you should have any questions.

Chris Taylor – Scholarship chair
(402) 421-2912, ct5919@yahoo.com

Plain Print by Email



We have established a Yahoo Group named LincolnQuiltersGuild. We're trying to make it easier for Plain Print and other important messages to be sent out to LQG members.

Each person signed up to receive Plain Print by email will receive an email from PlainPrint@LincolnQuiltersGuild.org

It will have a link to click on that takes you straight to the LQG web site Newsletter page. You select the newsletter you want to print. Click on the link. It loads on Adobe Reader. You can read or print it.

IF YOU DID NOT RECEIVE YOUR PLAIN PRINT VIA THIS EMAIL METHOD, PLEASE EMAIL KATE at katequilt@yahoo.com AND LET HER KNOW.

Classified Ads

Mary Ghormley will be selling quilts and related items from her collection. Saturday, February 7, 2009, 10:00 to 4:00 pm at 2115 S. 24th Street.

Lincoln Sewing Guild meeting, February 23, 7:00 pm. Mini seminar. *Hand Rolled Hem, Tailor's Invisible Hem and Hand Picked Zipper*. Bring shears, needle and thread. Sew Creative – 48th and Highway 2.



South east community college presents



Painting Pizzazz
with **Sherrill Kahn**
April 4 & 5, 2009 - 9 a.m.-4 p.m.

Register NOW for Painting Pizzazz...a hands-on workshop presented by award-winning artist and author **Sherrill Kahn**.

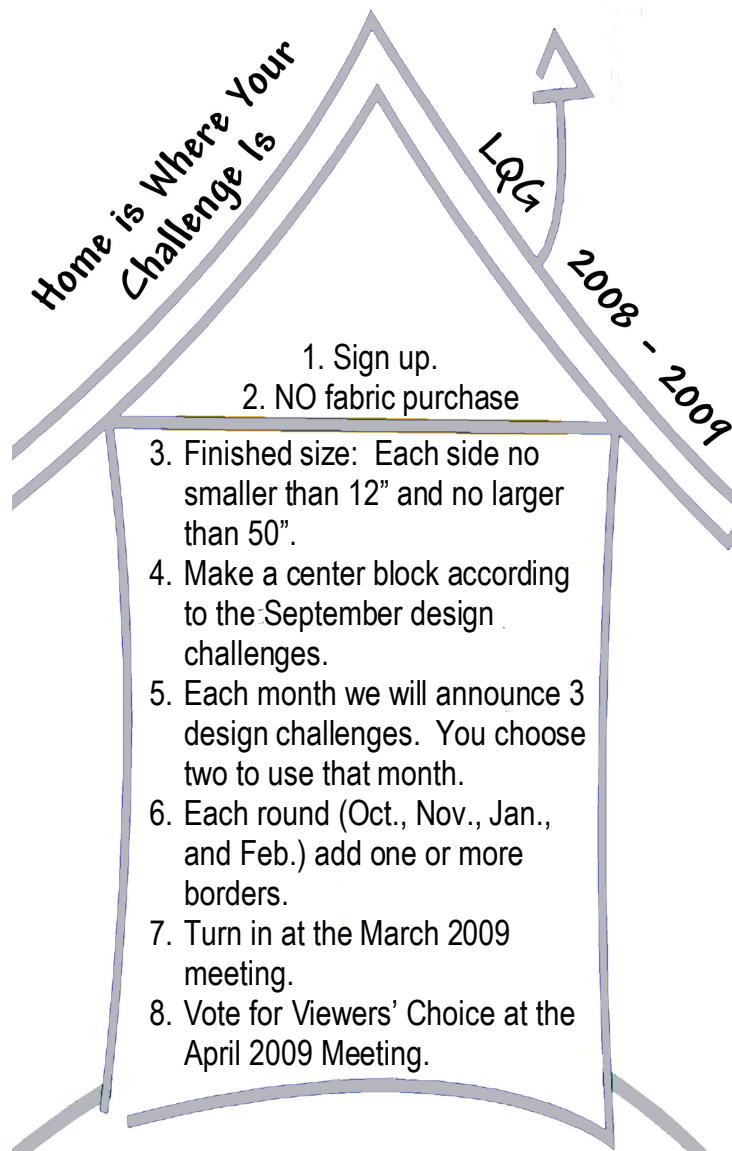
Discover how you can create captivating collages, enticing embellishments and new, unique and easy painting techniques to enhance your creativity.

Tuition for the two-day class is \$150. Continuing Education Center, 301 S. 68th St. Place, Lincoln

Register online at www.southeast.edu or call Nancy Holman at 437-2712.



PAID ADVERTISEMENT



1. Sign up.
2. NO fabric purchase
3. Finished size: Each side no smaller than 12" and no larger than 50".
4. Make a center block according to the September design challenges.
5. Each month we will announce 3 design challenges. You choose two to use that month.
6. Each round (Oct., Nov., Jan., and Feb.) add one or more borders.
7. Turn in at the March 2009 meeting.
8. Vote for Viewers' Choice at the April 2009 Meeting.

Home is where we make our memories and store our dreams.
Home is where we plug in our sewing machines.
And for this guild year

Home is Where Your Challenge Is

The January design challenge categories are:

Color – granny smith

Technique – embellishments

Shape – gable

(Be sure to identify the challenges that you used on your House Challenge entry card.)

Barbara Johnson tells us that "The most important things in our homes are the people". We know that this is especially true when those people are snuggled up under our quilts. We hope that your challenge quilt construction is well underway and that you are ready for the latest design challenges.

Don't let the cold winter slow your home construction – oh, yeah, it only slows the kind of house that my husband and I were hoping to move into soon. It should actually help with our quilted house construction!



Lincoln Quiltfest 2010

We have Quiltfest Chairs! They are Linda Gapp, Linda Loker and Marilyn Rembolt (in alphabetical order). Call one of these ladies to volunteer to help with the show now. It's not too early to start planning for another terrific quilt show. The completed raffle quilt will be unveiled at the March meeting (yes, it's being machine quilted). The makers will be revealed at that time as well.

March is LQG's Birthday month



All guild members are invited to share in the observance of LQG's birthday at the March, 2009 meeting. Once again, you are invited to bring a quilt for the Cuddle Quilt project to the March meeting.

Crib Quilt – 42" x 56"

Preemie Quilt - 24" square – 30" square, one side flannel, bind or envelope turn, light quilting

Crib Liner – 18" x 24", both sides flannel, no batting, envelope turn, no binding. If you cannot finish a quilt, we will take tops too!

This is an opportunity to participate in the Cuddle Quilt Project and give a quilt to a child who needs warmth and comfort.

Young Artist Program

Elizabeth Sterns needs more volunteers to work with the increased number of high school students at *The Bryan Community*.

Elizabeth would also like to start working with Lincoln East School again if we can get enough volunteers.

The LQG Quilt Show last spring had such a wonderful display on the quilts these students made. Help them learn the warm and comfort of creating a quilt.

Please contact her at 464-9467



Marking Pencil Warning

Recently I had a quilt hand-quilted by a church group ... the marking pencil used will not wash out. I contacted the company and they apologized for the problem. They explained that they recently changed vendors to make these pencils and have had numerous complaints about them. The name of the product is EZQuilting Washout Valu-Pac by William Wright Company. The product number is #882669 in the upper right corner of packaging. Please do not mark any quilts with these pencils. Chris Taylor

Among Friends

The passion I possess for my quilting comes from wanting to share my quilts with someone else. I wish I had the time to execute all of the ideas in my head.

Karen Schoepflin Hagen



Quilters' Astrology Aquarius

January 20 – February 18

The Aquarius quilter has foresight and an ability to see the big picture, so they can anticipate trends before the rest of us. They don't mind being trail blazers, pioneering innovative methods and planning future events that will have a profound impact on the quilting world.

Quilting Hints or Tips

Ever had a problem that you haven't been able to resolve with quilting? Here are some hints that have been posted on the internet to help others. This is only a handful of ideas but if you wish to search for more, go to <http://quilt.yarnslave.com>. Scroll down to Quilting Tips.

– Editor

I reuse my dryer sheets in making my quilts. I use them for the backing of my appliqué. I trace the heart onto the sheet, place it on the topside of ANY

color fabric, sew 20 stitches per inch around the traced heart, carefully clip into the sheet and turn the heart right side out and clean edges for appliqué. They also clean my iron and makes it smell good.

To duplicate paper-piecing patterns, use dressmaker tracing paper (yellow works for me) made for tracing darts, a tracing wheel and a good ruler. With regular copy paper I was able to get four good copies each time.

I've found a great way to mark my quilting designs on my quilt tops. I use *Crayola washable* fine-tip markers. They work great and are completely washable. I experimented on a piece of fabric-left the marker on for weeks and even ironed over it. The marker still washed out! If you need to mark a quilting design onto dark fabric try Crayola washable Gel-FX markers. They are made for drawing on dark paper and work fantastic-even on black fabric. They only come in wide-tip, but they're still worth it, and my fabric experiments worked with them too! There wasn't a mark left after washing. Just make sure that you are using the washable marker. Crayola makes markers that aren't washable too and those do not wash out.

Do you know how difficult it is to mark black fabric against black fabric? To make it easier to see your seam allowance, just slip a piece of white paper under the seam allowance. The contrast will make it easy to see.

Are your tables too low. Cut 4 lengths of PVC pipe the length of the leg on your table plus whatever you want to add to the height and just slip the pipe over the leg.

Plug everything you can in your sewing space in one electrical power strip – sewing machine, iron, light etc. Then with only one flick of a switch, everything is on!

Use a full length mirror to view your quilt tops – a great way to see a total effect.

January 2009 Friendship Block Exchange

Cherry Mash Bars • "5 n GO"

Due February/ March 2009

All that's needed for this block is 5 pieces of fabric, 4 seams and the block is good to go.


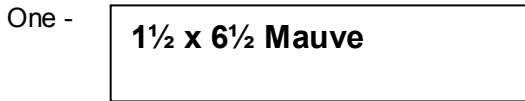
BROWN – NO SOLIDS use medium brown prints or dark brown prints.

Cut from 2 different browns: Two - 3" x 4" rectangles
Two - 3" x 3" squares

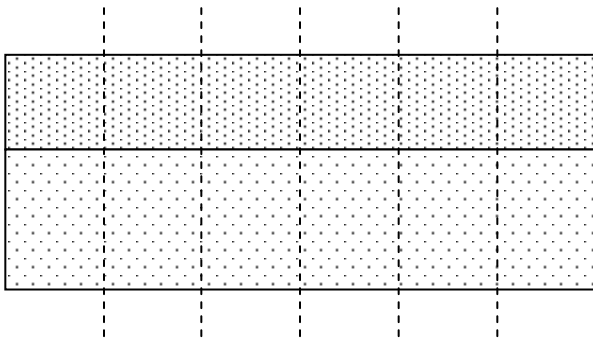
MAUVE – NO SOLIDS; NO BRIGHTS; NO LIGHTS
Use a print that is more subtle and a good blender with the brown.

Cut from mauve: One – 1½" x 6½" rectangle

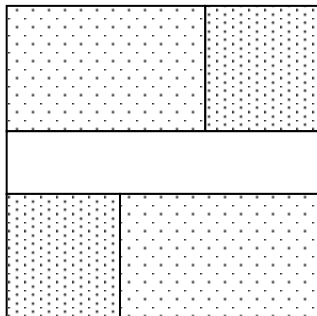
Cutting and assembling




Or Strip Piece



Sewn Block will be 6½" x 6½"



Call Donna Welte
402-234-7329
or Anita Dover
402-488-5008
with any questions



Shop Hop Nebraska

LQG Bus Trip • April 18 and 19, 2009

April 18

- 8:00 am Depart from Slumberland parking lot N. 27th Street
- 10:15 Kearney Quilt Stores (two)
- 12:45 pm North Platte – The Quilt Rack
- 3:00 Cozad – Prairie Point Junction
- 5:45 Comfort Inn – Grand Island
- 6:15 Grand Island – Material Girls

April 19 7:00 am Load Bus

- 8:00 am Fullerton – Calico Annie's
- 10:00 Columbus – Sew What
- 12:00 pm Norfolk – Pieceful Pastime
- 2:00 Wayne – Just Sew
- 2:45 Wakefield – The Quilt Shop
- 5:15 Fremont – Country Traditions
- 7:15 Arrive in Lincoln

Motel Accommodations:

Roommate Choice:

Circle if desired: No roommate Assign roommate

Two Day Bus Trip Cost:

One person room **\$150.00**
Two people per room, two beds **\$115.00** per person
Price includes Shop Hop Bag

Please Print

Name _____

Phone: _____ Cell _____

Email: _____

Make checks payable to: LQG. Non-refundable unless someone takes your place. Mail your reservation and check to:

Joni Sauter
5209 South 62nd Street
Lincoln, NE 68516
420-5354 (home) or 499-1858 (cell)

Payment due by the March 9, 2009 meeting



Lincoln Quilters Guild
 P.O. Box 6861
 Lincoln, NE 68506

2008-2009 LQG Officers

President	Martha Lane
Vice-President	Meylonie Schatz and Mary Swinton
Treasurer	Kimberly Shelley
Secretary	Kate Laucomer
President-Elect	Sheila Green
Vice-President Elect	Shirley Chaffin
Treasurer-Elect	Leslie Reed
Advisor	Judy Lane



www.kcustomquilting.com

- All over, edge to edge, and custom quilting available
- Over 50 pantographs to choose from!
- Fast turn-around
- Binding service, custom labels, and photo quilts
- Custom quilts – *Have it your way!*

E-mail: kcustomquilting@aol.com • Phone: 402.484.7858
 in Lincoln, Nebraska

PAID ADVERTISEMENT

The Quilted Kitty®



Fast, friendly service • Quality fabrics and supplies
 Block of the Month kits • Strip Club

Visit our website and sign up for our online newsletter
 OR stop in and visit us at

2295 S. 48th Street

Lincoln, NE 68506 • (402) 420-9292

www.quiltedkitty.com

PAID ADVERTISEMENT



Cosmic Cow

Bright, **Bold** and Fun
FABRICS

Also Hand dyed and Hand painted fabrics

Come in for the COLOR – Stay for the FUN!

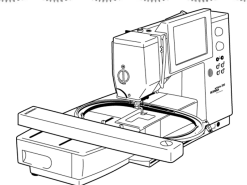
6136 Havelock Avenue • Lincoln, NE 68507 • (402) 464-4040

Open: Monday – Saturday 10-5 • Thursday til 8 pm

PAID ADVERTISEMENT

BERNINA⁺ Sewing Studio

- Bernina Sewing and Embroidery Machines and Sergers
- BSR – Bernina Stitch Regulator
- Horn Sewing Cabinets
- Machine Repair



BERNINA⁺
 Nothing Sews Like A Bernina. Nothing.

1501 Pine Lake, #12 • Lincoln, NE 68512

402-423-3108

www.berninabuzz.com

PAID ADVERTISEMENT